

RW 1354

Unser Lieferprogramm
Notre gamme de produits
Onze productengamma
Our range of products



Regale und Regalsysteme
Rayonnages
Magazijnstellingen
Shelving and racking

Kommissioniersysteme
Systèmes de préparation
de commandes
Orderverzamelsystemen
Order picking systems



Kästen und Behälter
Bacs et conteneurs
Kunststoffbakken
Bins and containers



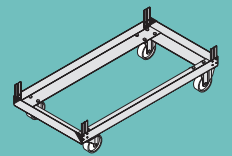
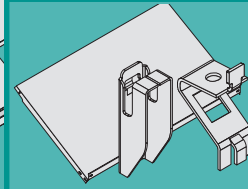
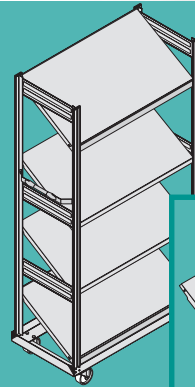
Lagereinrichtungen und
Zubehör
Equipement d'entrepôt et
accessoires
Magazijnrichting en
toebehoren
Warehouse equipment and
accessories

Technische Änderungen vorbehalten. Modifications techniques réservées. Technische wijzigingen voorbehouden. Technical modifications reserved.

Innovative Lagerlösungen
Innovative Storage Solutions

Schrägboden-Regalwagen
Rayonnage mobile à tablettes inclinées
Verrijdbare stelling met schuine legborden
Mobile shelving with inclined shelves

04-2003

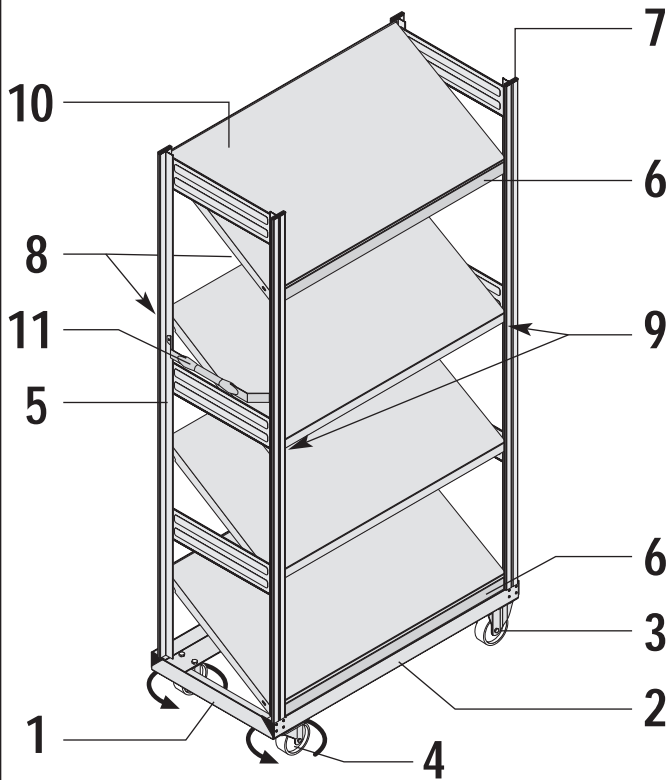





DIN EN ISO 9001

Aufbau- und Betriebsanleitung
Instruction de montage et d'utilisation
Richtlijnen en montagehandleiding
Instructions for assembly and use

















RW 1354

Übersicht / Aperçu / Overzicht / Survey



Pos.			Seite Page Pagina Page
1	Querträger Profilé chassis côté court Dwarsdrager Short side frame section		5
2	Längsträger Profilé chassis côté long Langsdrager Long side frame section		5
3	Bockrolle Roue fixe Bokwiel Fixed castor		5
4	Lenkrolle Roue pivotante Zwenkwiel Swivel castor		5
5	Stützrahmen Echelle Stellingkader Frame		6
6	Traverse Lisse Ligger Beam	SLT	7
7	Stopfen Embout Afsluitkapje Protective cap		7
8	Fachbodenträger Support tablettes Legbordhaakje Shelf clip	SFT1 	8
9	Fachbodenträger Schrägboden Support pour tablettes inclinées Legbordhaakje voor schuine legborden Shelf clip for inclined shelves		8
10	Fachboden Tablette Legbord Shelf		9
11	Griff Poignée de manoeuvre Duwbeugel Push and pull handle		9

Inhalt / Sommaire / Inhoud / List of contents

		Seite Page Pagina Page
Unbedingt beachten Réglementations importantes Belangrijke richtlijnen Important regulations		
	4 	
	Sicherheitsvorschriften Consignes de sécurité Veiligheidsvoorschriften Accident prevention regulations	4
	Nivellierung Mise à niveau Nivellerung Levelling	4
	Sicherheitshinweis Instructions de sécurité pour l'emplacement Opmerkingen voor een veilige handtering Instructions for safe handling	4
Montage Montage Montage Assembly		
	5-9 	
# 1	 Querträger Profilé chassis côté court Dwarsdrager Short side frame section	5
# 2	 Längsträger Profilé chassis côté long Langsdrager Long side frame section	5
# 3	 Bockrolle Roue fixe Bokwiel Fixed castor	5
# 4	 Lenkrolle Roue pivotante Zwenkwiel Swivel castor	5
# 5	 Stützrahmen Echelle Stellingkader Frame	6
# 6	 Traverse Lisse Ligger Beam	7
# 7	 Stopfen Embout Afsluitkapje Protective cap	8
# 8+9	 Fachbodenträger Support tablettes Legbordhaakje Shelf clip	8
# 10	 Fachboden Tablette Legbord Shelf	9
# 11	 Griff Poignée de manoeuvre Duwbeugel Push and pull handle	9
Belastungen Capacité de charge Draagvermogen Load capacity		
	10-11 	



Sicherheitsvorschriften
Consignes de sécurité
Veiligheidsvoorschriften
Accident prevention regulations




BGR 234 (ZH 1/428)

Richtlinien für Lagereinrichtungen und -geräte der Berufsgenossenschaften.

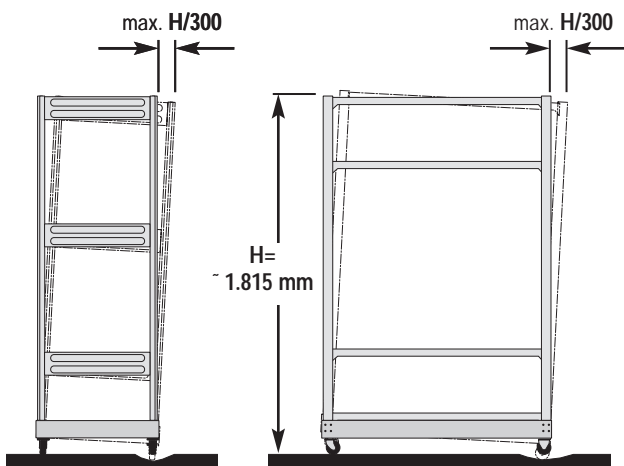
En tant que responsable de l'exploitation, veuillez respecter les réglementations de sécurité en vigueur.

Gebruikers dienen rekening te houden met de geldige nationale veiligheidsvoorschriften inzake magazijninrichtingen.

Users of the installation have to observe the relevant health and safety regulations.




Nivellierung
Mise à niveau
Nivellering
Levelling



! Auf Bodenunebenheiten achten
Attention aux inégalités du sol
Let op vloeroneffenheden
Take possible floor unevenness into account



Sicherheitshinweis
Instructions de sécurité
Opmerkingen voor een veilige handtering
Instructions for safe handling



Auf schiefen Boden achten!

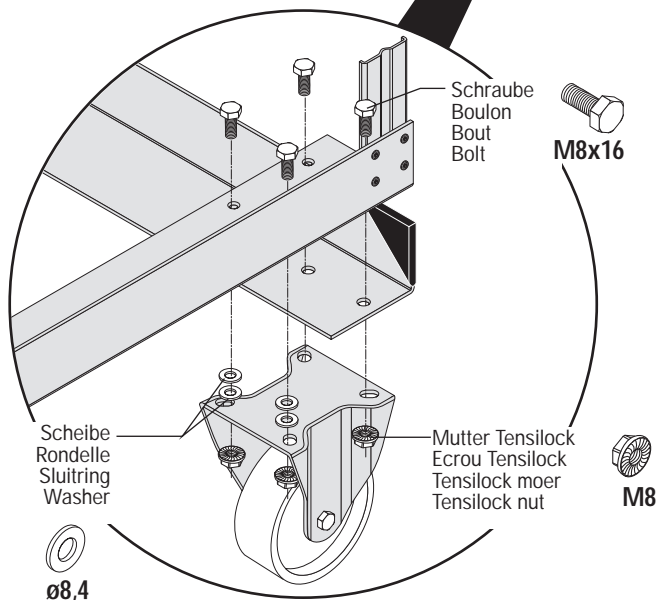
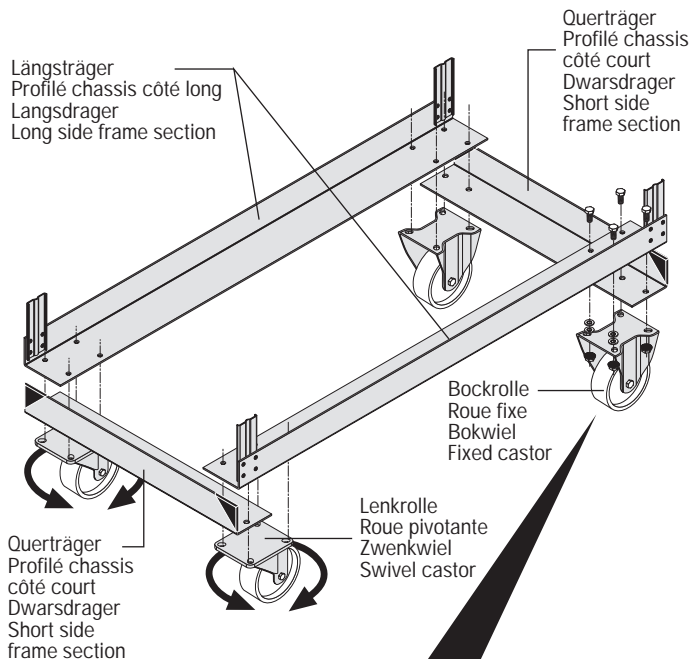
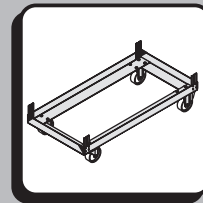
Ne pas positionner sur sols en pente!

Niet op schuine vloeren plaatsen!

Do not place on sloping floors!

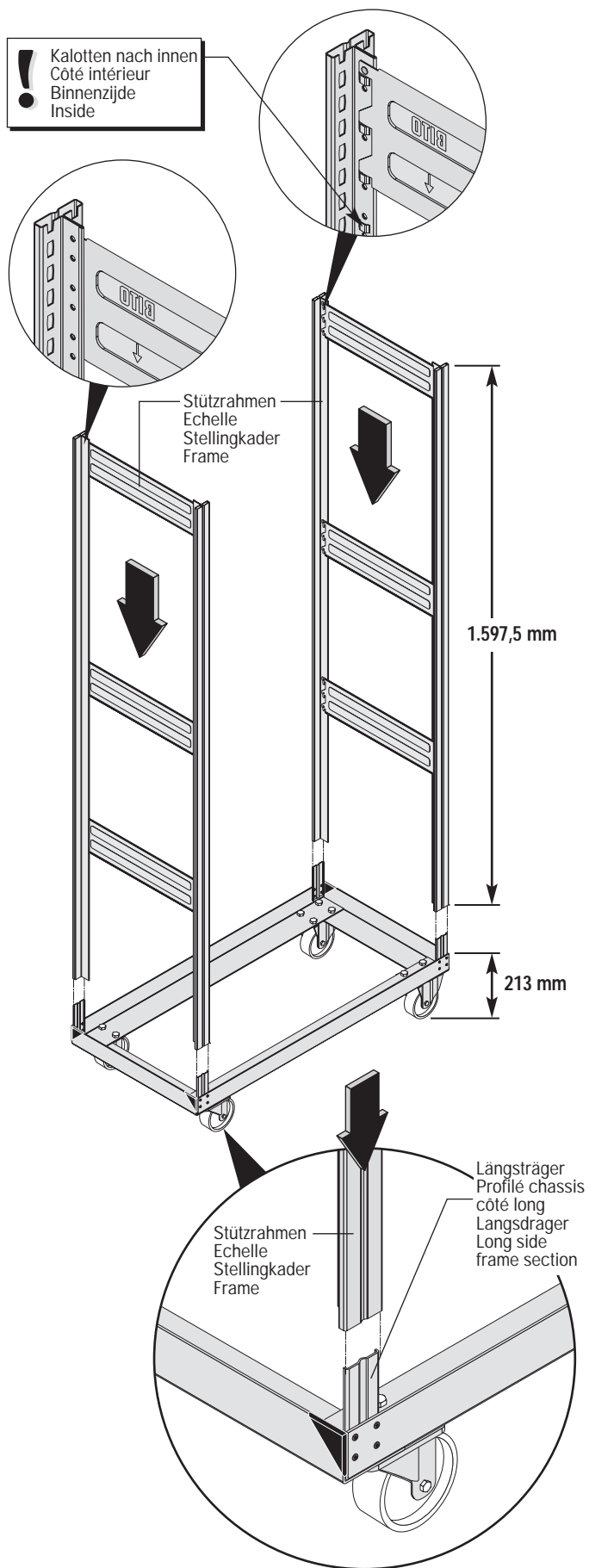


Rahmenmontage
Montage du châssis
Montage onderstel
Frame assembly

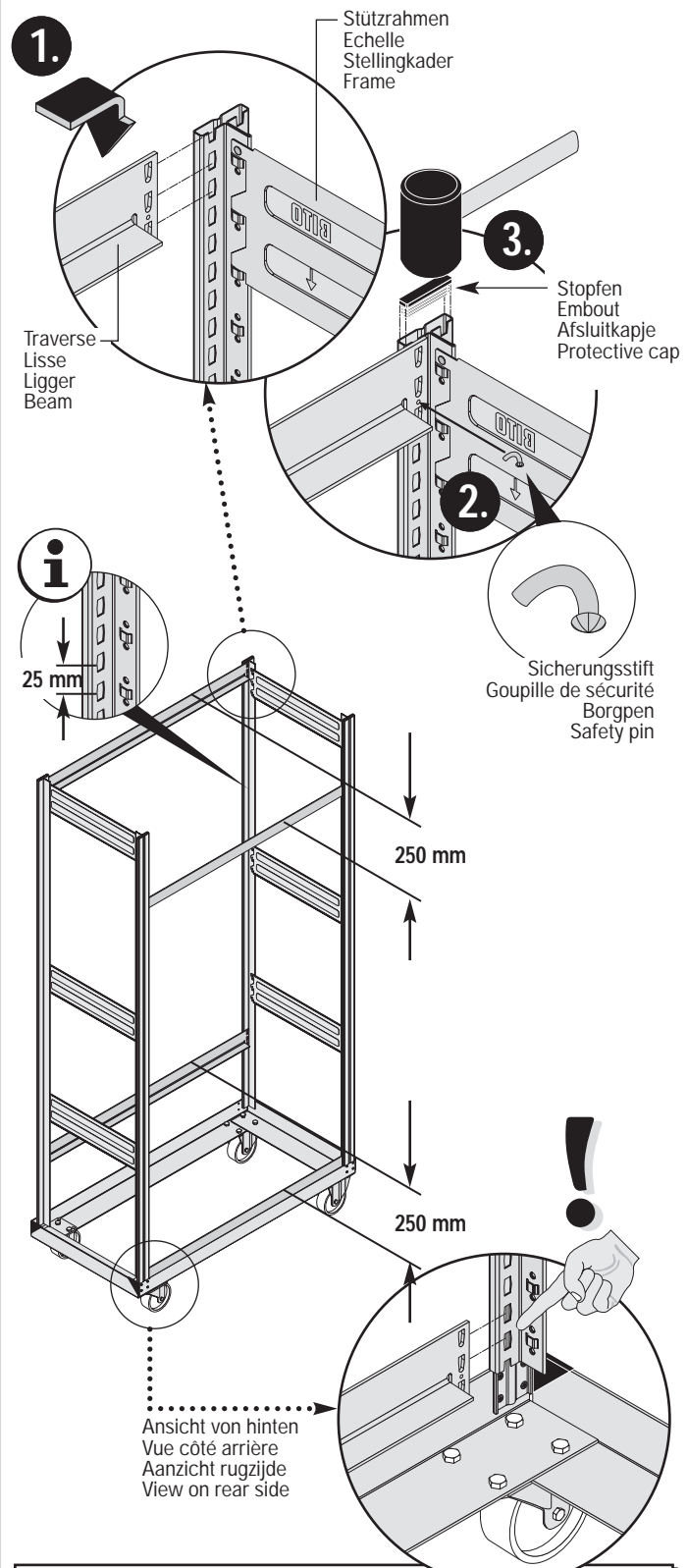
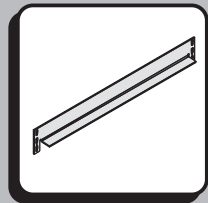




Stützrahmen
Echelle
Stellingkader
Frame



Traverse
Lisse
Ligger
Beam

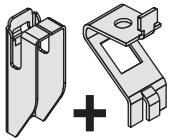


Nach dem Einhängen ist **jede Lasche** der Traverse sofort mit **einem** Sicherungsstift zu sichern.

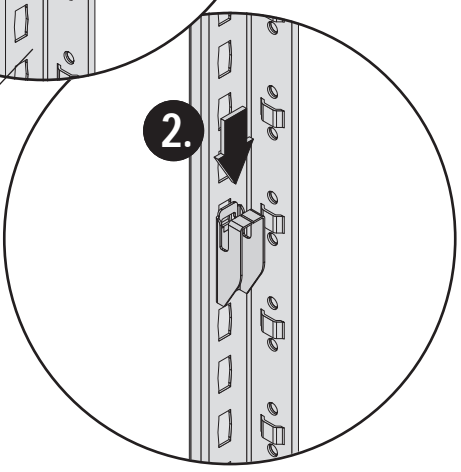
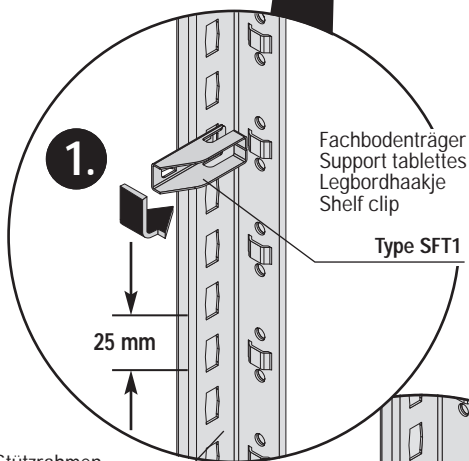
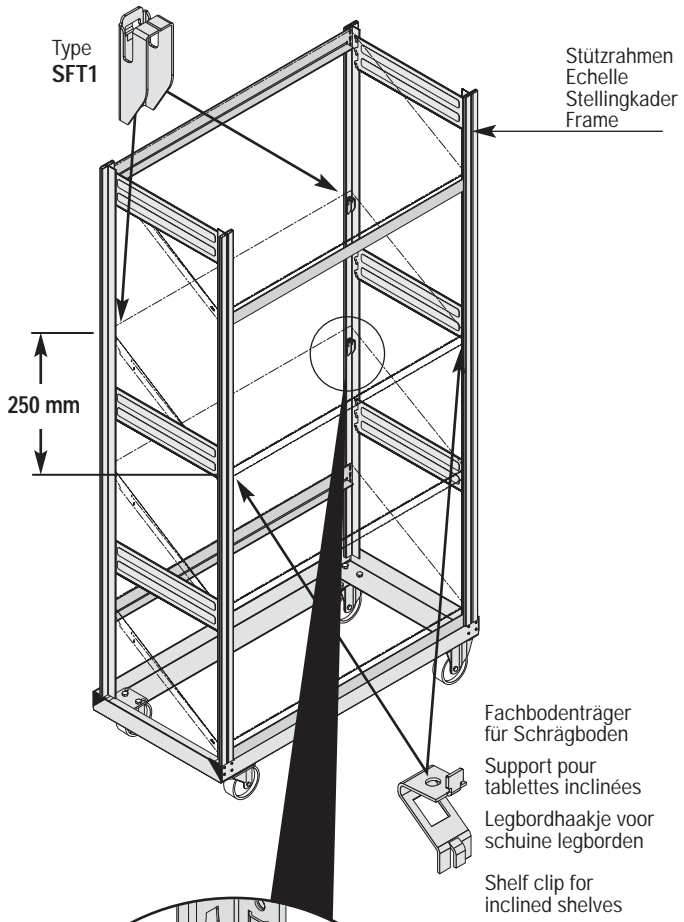
Après avoir emboîté une lisse bloquer immédiatement **chaque** connecteur par **une** goupille de sécurité.

! Ligger inhaken en onmiddellijk beveiligen tegen uittliften door **één** borgpen in **iedere inhaakverbinding** in te haken.

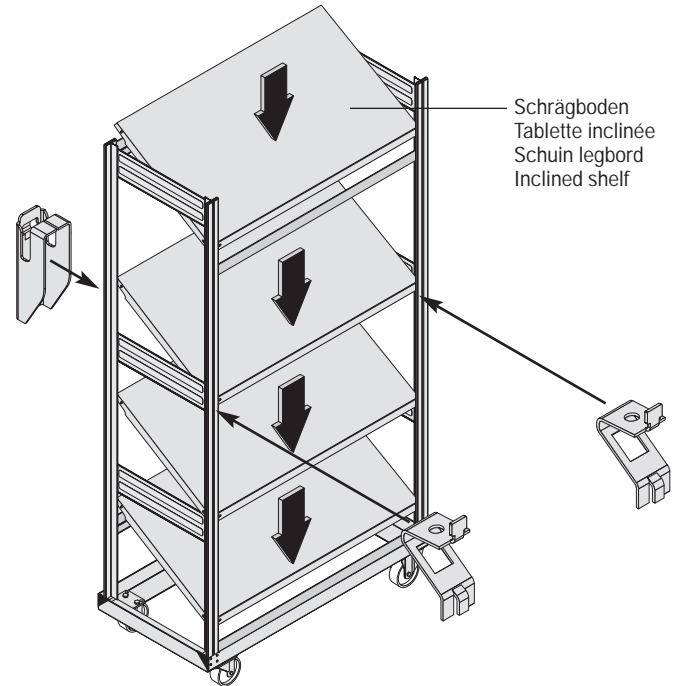
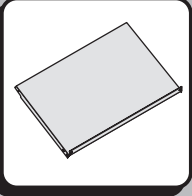
Hook beam into uprights and immediately secure **each** connector by inserting **one** safety pin.



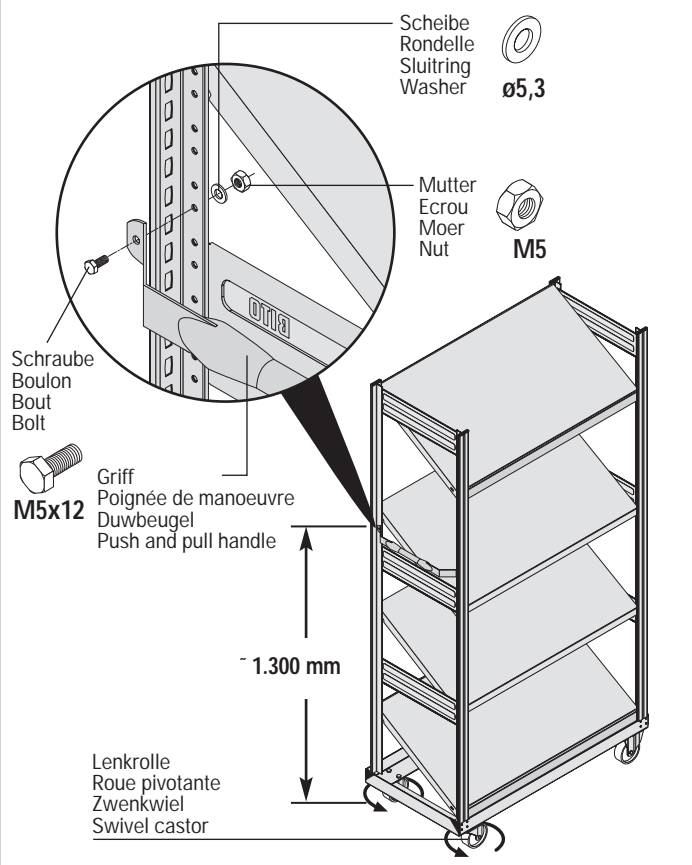
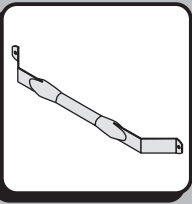
Fachbodenträger
Support tablettes
Legbordhaakje
Shelf clip



Schrägboden
Tablette inclinée
Schuin legbord
Inclined shelf

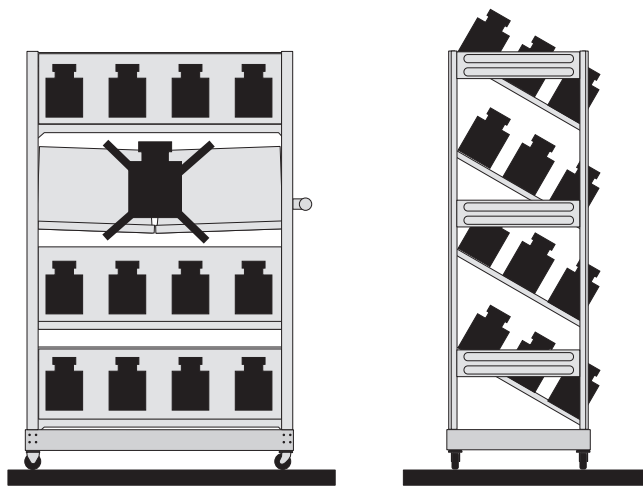


Griff
Poignée de manoeuvre
Duwbeugel
Push and pull handle

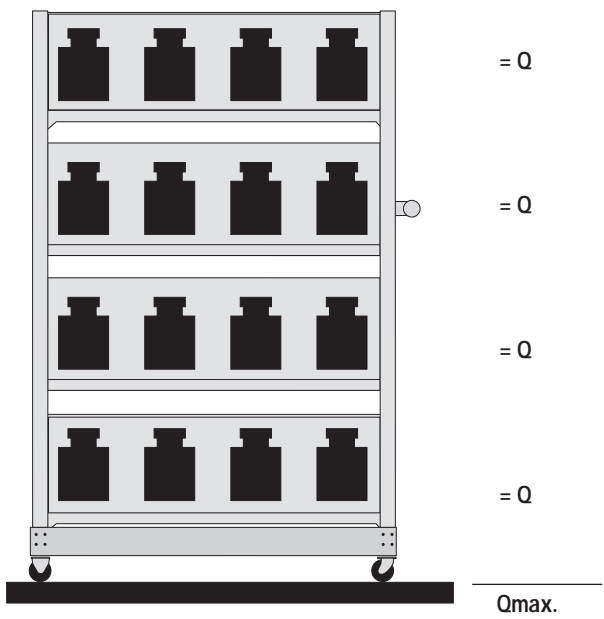




Belastungen
 Capacité de charge
 Draagvermogen
 Load capacity



! Gleichmäßig verteilte Last!
 Charges uniformément réparties!
 Gelijkmatic verdeelde belasting!
 Evenly distributed loads! **!**



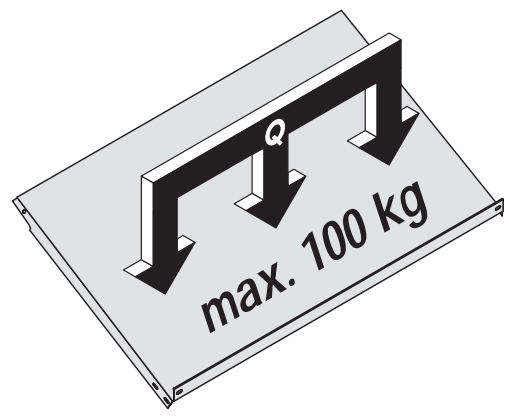
! $\sum Q \leq Q_{max}$ **!**



Belastungen
 Capacité de charge
 Draagvermogen
 Load capacity



Bodenbelastung
 Charge par tablette
 Draagvermogen per legbord
 Shelf load



Gesamtlast
 Capacité de charge totale
 Draagvermogen per stellingeenheid
 Total load capacity

! $\sum Q \leq Q_{max}$ **!**

$Q_{max.} = 500 \text{ kg}$

