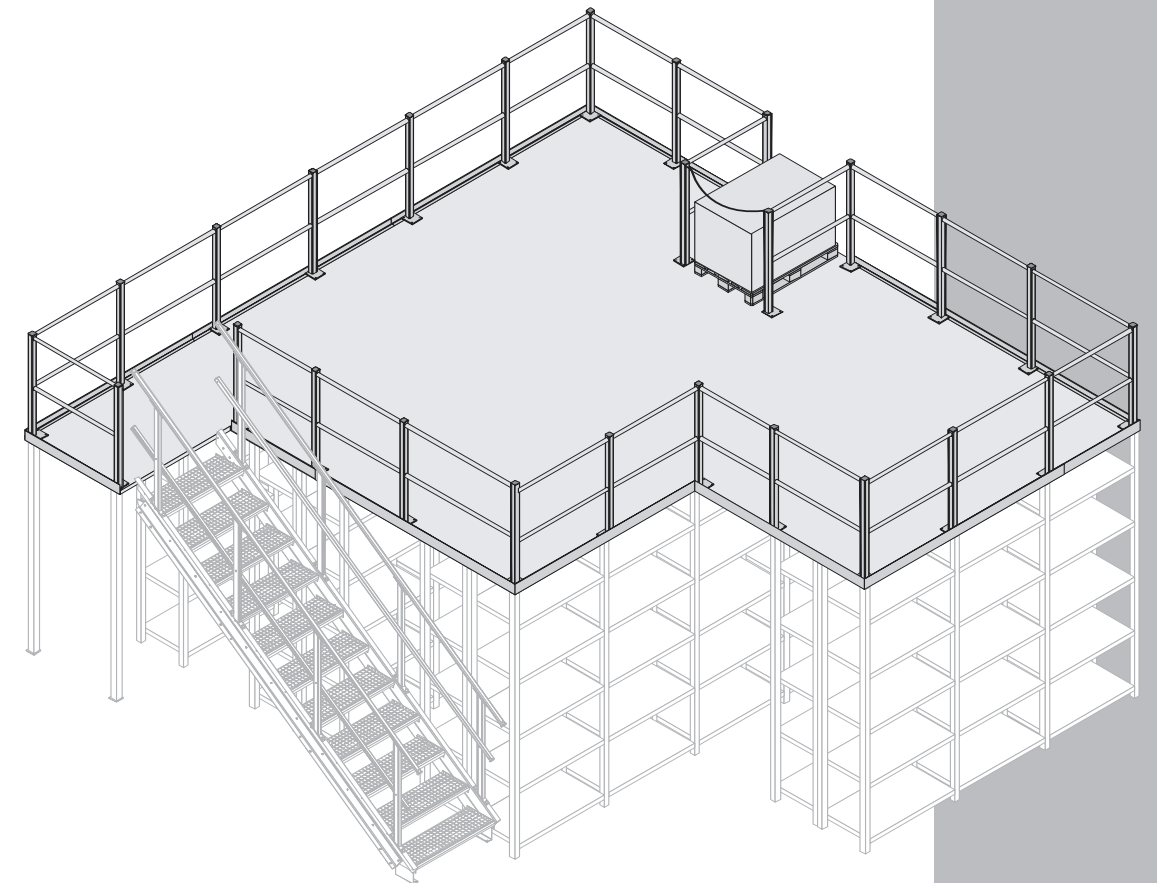


# BITO

*Die pfiffige Lösung*

**Geländer / Fussleiste  
Garde-corps / Plinthe  
Leuning / Voetrail  
Railing / Kickplate**



**Aufbau- und Betriebsanleitung  
Instructions de montage et d'utilisation  
Richtlijnen en montagehandleiding  
Instructions for assembly and use  
MGA**

**DIN EN ISO 9001**


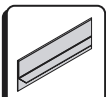
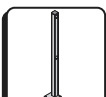
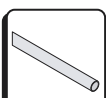
Unbedingt beachten / Réglementations importantes / Belangrijke richtlijnen / Important regulations



	Sicherheitsvorschriften Consignes de sécurité Veiligheidsvoorschriften Accident prevention regulations	3
	Montage Assembly	3


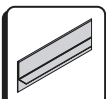
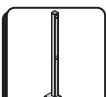
Geländer freistehend / Garde-corps auto-portant / Leuning, vrijstaand / Self-supporting railing



	Übersicht Aperçu Overzicht Survey	4-5
	Fußeiste/Abrollsicherung Plinthe/Butée anti-chute Voetrail/Afrolbeveiliging Kickplate/Drop-down protection	6-7
	Geländerpfosten Poteau garde-corps Leuningsstaander Railing post	8-9
	Geländerrohr Lisse/Sous-lisse en profilé tube Hand-/knierail uit kokerprofiel Hand/knee rail from tube section	10-11


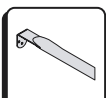
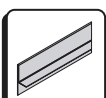
Geländer freistehend / Garde-corps auto-portant / Leuning, vrijstaand / Self-supporting railing



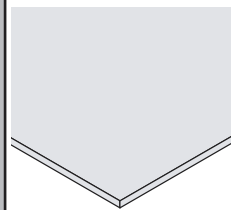
	Übersicht Aperçu Overzicht Survey	12-13
	Fußeiste/Abrollsicherung Plinthe/Butée anti-chute Voetrail/Afrolbeveiliging Kickplate/Drop-down protection	14-15
	Geländerpfosten Poteau garde-corps Leuningsstaander Railing post	16-17

Geländer Laufgänge / Garde-corps fin d'allée / Leuning aan gangeinde / End of aisle railing

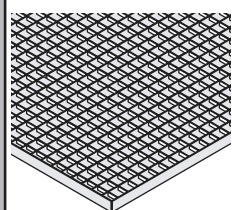


	Übersicht Aperçu Overzicht Survey	18
	Hand-/Knielauf Lisse/Sous-lisse Hand-/knierail Hand/knee rail	19
	Fußeiste/Abrollsicherung Plinthe/Butée anti-chute Voetrail/Afrolbeveiliging Kickplate/Drop-down protection	19

Spanplattenbelag  
Plancher en aggloméré  
Houtvezelvloer  
Chipboard decking



Gitterrostbelag  
Plancher en caillebotis  
Roostervloer  
Wire-mesh decking



ZH 1/428

Richtlinien für Lagereinrichtungen und -geräte der Berufsgenossenschaften.

En tant que responsable de l'exploitation, veuillez respecter les réglementations de sécurité en vigueur.

Gebruikers dienen rekening te houden met de geldige nationale veiligheidsvoorschriften inzake magazijninrichtingen.

Users of the installation have to observe the relevant health and safety regulations.

Montage und Projektplanung müssen von qualifizierten Fachkräften durchgeführt werden. Regalumbauten dürfen nur in unbelastetem Zustand vorgenommen werden. Beschädigte Bauteile müssen unter Berücksichtigung aller Sicherheitsvorkehrungen ausgewechselt werden.

Le planning du projet et le montage doivent être effectués par des personnes qualifiées. Toute transformation de la configuration se fait uniquement à partir de rayonnages non-chargés. Remplacer les pièces endommagées en respectant les consignes de sécurité.

De projectplanning en de montage van de stelling dienen door deskundig personeel te worden uitgevoerd. Wijzigingen in de stellingconfiguratie mogen uitsluitend in onbelaste toestand gebeuren. Bij het vervangen van beschadigde onderdelen moet steeds rekening gehouden worden met de veiligheidsvoorschriften.

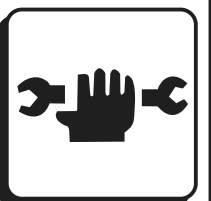
Project planning and assembly are to be effected by qualified personnel. Before making any changes in the racking configuration, the racking installation must be uncharged. Damaged components are to be replaced in observance of all relevant safety regulations.



Sicherheitsvorschriften  
Consignes de sécurité  
Veiligheidsvoorschriften  
Accident prevention regulations



Montage  
Assembly



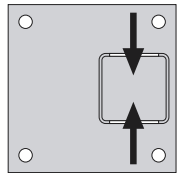
Aufgesetzte Bühne mit Spanplattenbelag (Beispiel)  
 Plateforme au plancher en panneaux agglomérés (exemple)  
 Platform uit houtvezel-vloerplaten (voorbeeld)  
 Mezzanine floor with decking from chipboard panels (example)



Übersicht  
 Aperçu  
 Overzicht  
 Survey

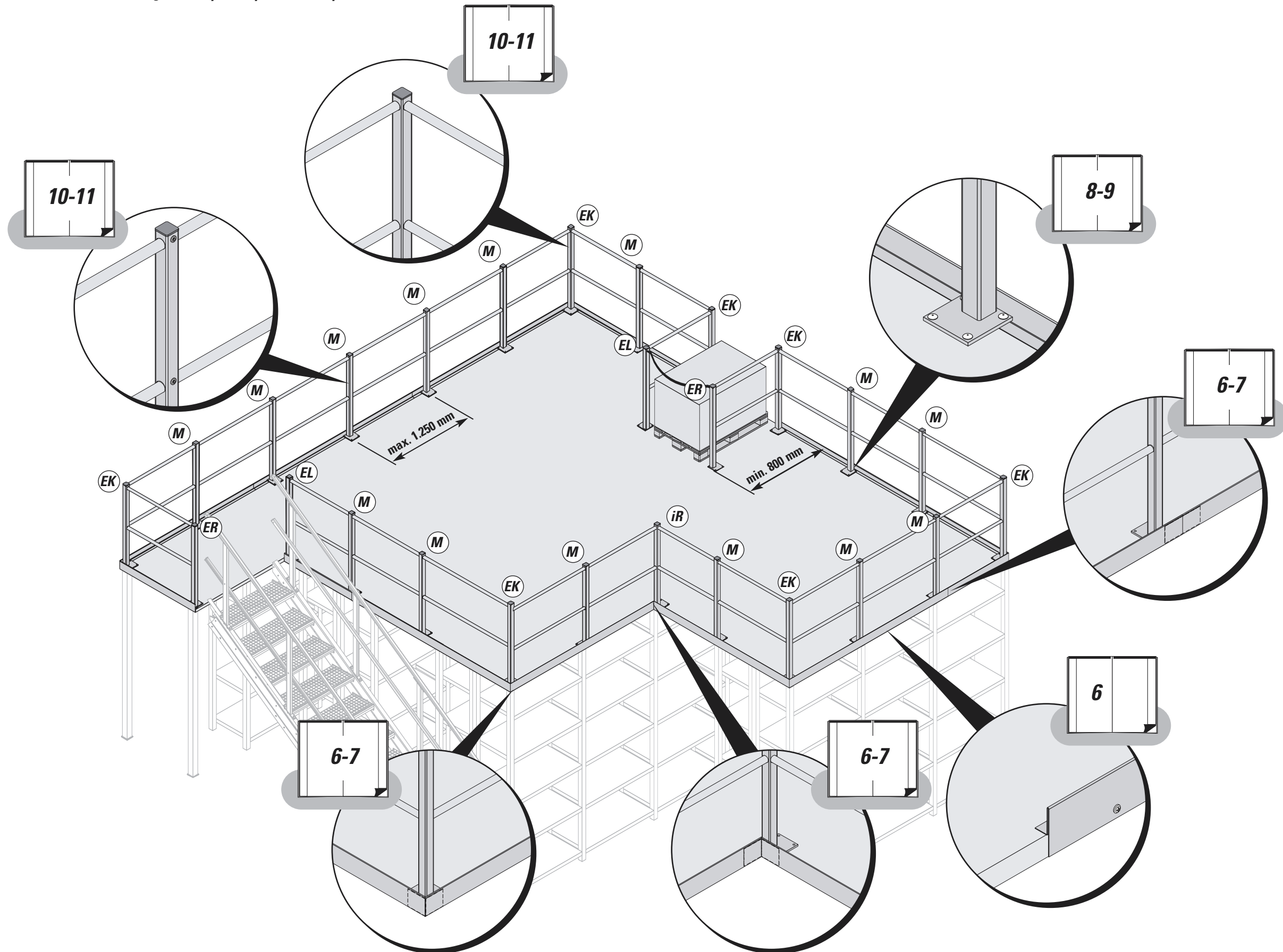
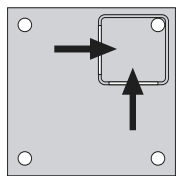
(M)

Mittelpfosten  
 Poteau façade  
 Middenstaander  
 Middle post



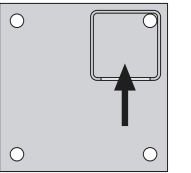
(EK)

Eckpfosten  
 Poteau angle  
 Hoekstaander  
 Corner post



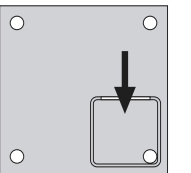
(ER)

Endpfosten rechts  
 Poteau d'extrémité,  
 droit  
 Eindstaander, rechts  
 End post, right side



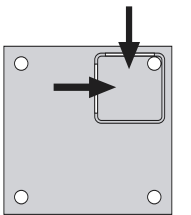
(EL)

Endpfosten links  
 Poteau d'extrémité,  
 gauche  
 Eindstaander, links  
 End post, left side



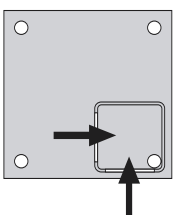
(iR)

Innenpfosten rechts  
 Poteau d'angle  
 intérieur, droit  
 Hoekstaander binnen,  
 rechts  
 Inner corner post,  
 right side



(iL)

Innenpfosten links  
 Poteau d'angle  
 intérieur, gauche  
 Hoekstaander binnen,  
 links  
 Inner corner post,  
 left side



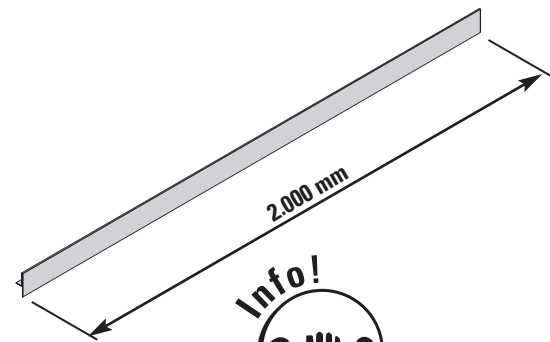
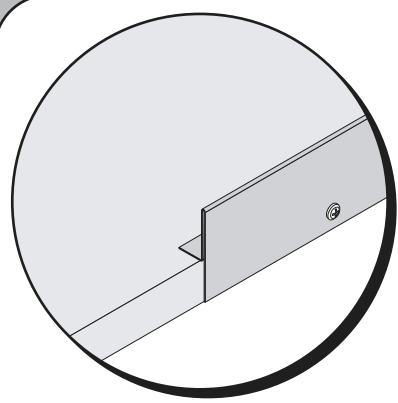
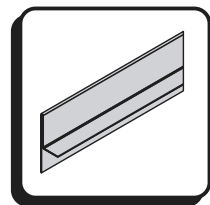


Fussleiste/  
Abrollsicberung

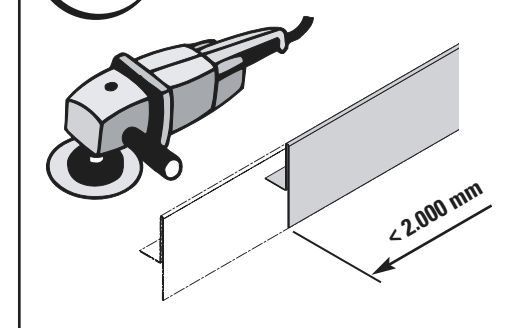
Plinthe/  
Butée anti-chute

Voetrail/  
Afrrolbeveiliging

Kickplate/Drop-  
down protection

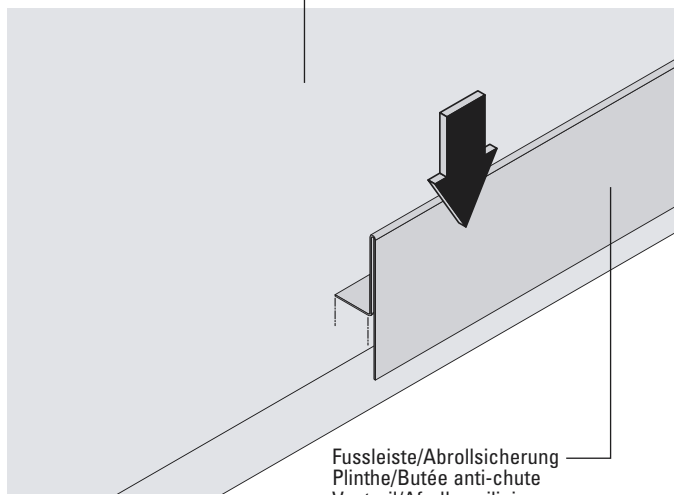


Info!



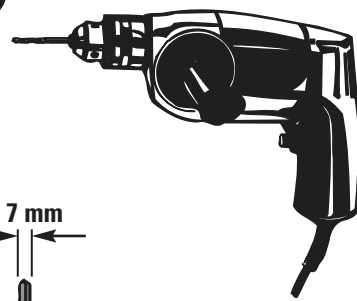
1.

Spanplattenbelag  
Plancher en aggloméré  
Houtvezelvloer  
Chipboard decking

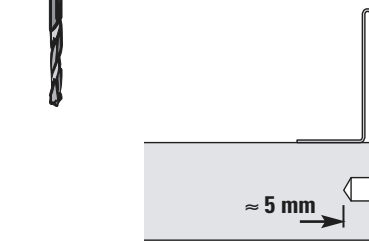


Fussleiste/Abrollsicberung  
Plinthe/Butée anti-chute  
Voetrail/Afrrolbeveiliging  
Kickplate/Drop-down protection

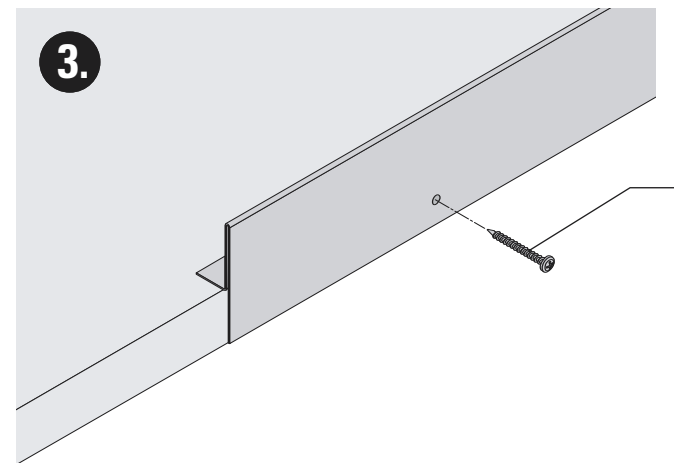
2.



ø 7 mm

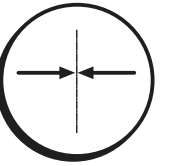


3.

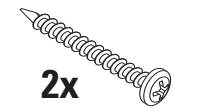


Schraube  
Boulon  
Bout  
Bolt


M6x60



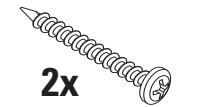
Stoß  
Ligne de raccordement  
Verbindingslijn  
Joining line



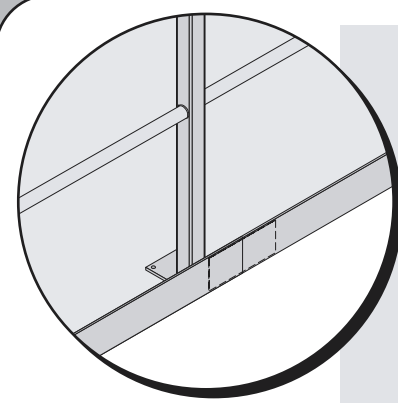
2x



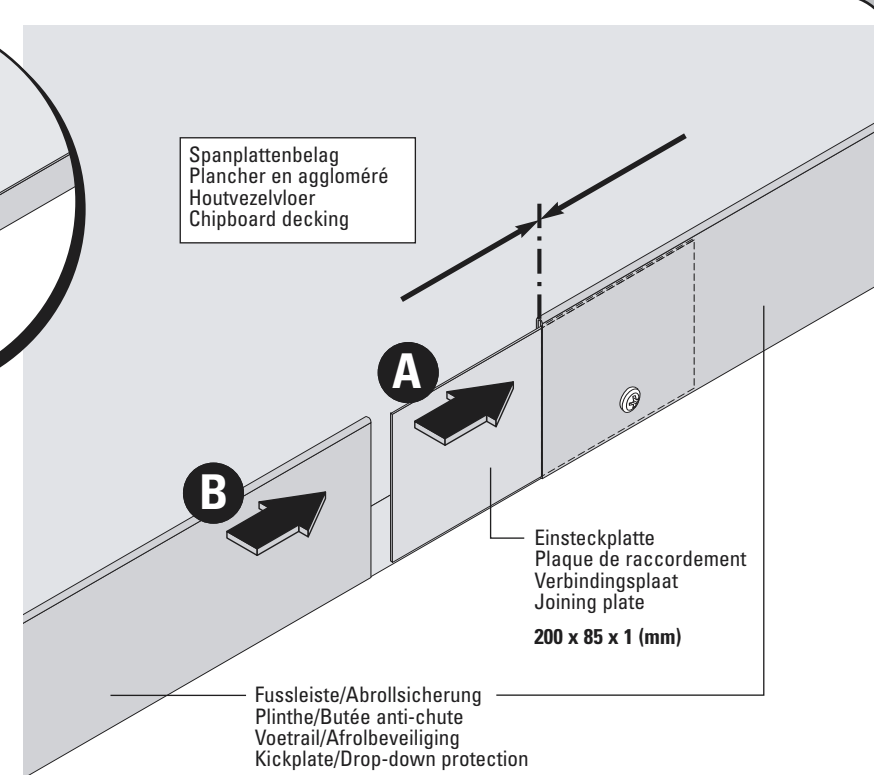
Eckverbindung  
Raccordement angulaire  
Hoekverbinding  
Corner connection



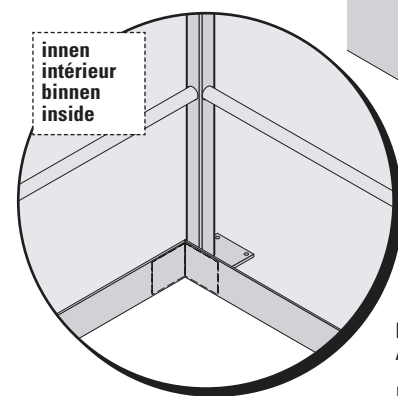
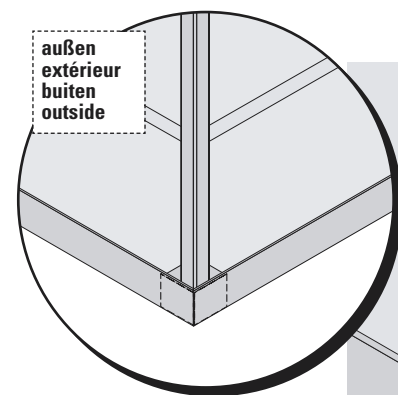
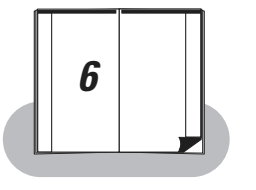
2x



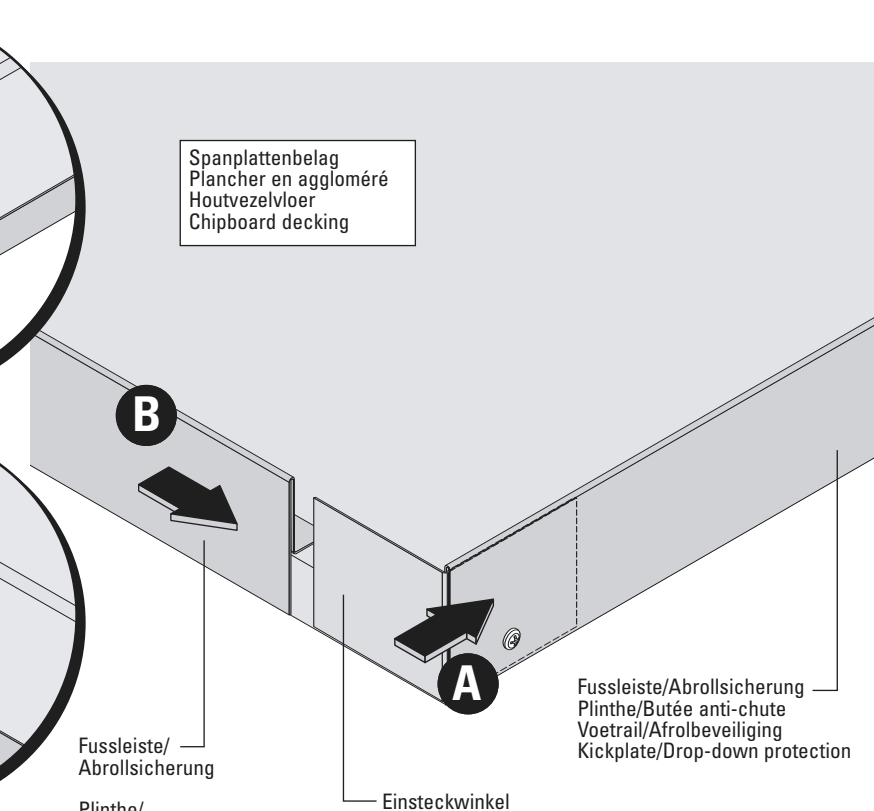
Spanplattenbelag  
Plancher en aggloméré  
Houtvezelvloer  
Chipboard decking



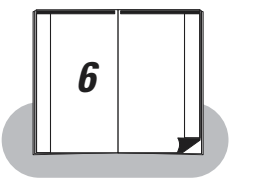
2. - 3.



Spanplattenbelag  
Plancher en aggloméré  
Houtvezelvloer  
Chipboard decking



2. - 3.



Fussleiste/  
Abrollsicberung

Plinthe/  
Butée anti-chute

Voetrail/  
Afrrolbeveiliging

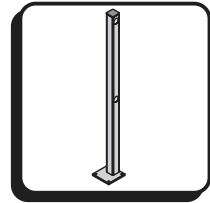
Kickplate/  
Drop-down protection

Fussleiste/Abrollsicberung  
Plinthe/Butée anti-chute  
Voetrail/Afrrolbeveiliging  
Kickplate/Drop-down protection

Einsteckwinkel  
Plaque angulaire de raccordement  
Hoekse verbindingsplaat  
Angled joining plate  
100 x 100 x 85 x 1 (mm)



**Geländerpfosten**  
Poteau garde-corps  
Leuningsstaander  
Railing post



**1** Geländerpfosten  
Poteau garde-corps  
Leuningsstaander  
Railing post

**2** Spanplattenbelag  
Plancher en  
aggloméré  
Houtvezelvloer  
Chipboard decking

**3** Schloßschraube  
Boulon à tête ronde  
Bout met ronde kop  
Round-headed bolt

M8x60

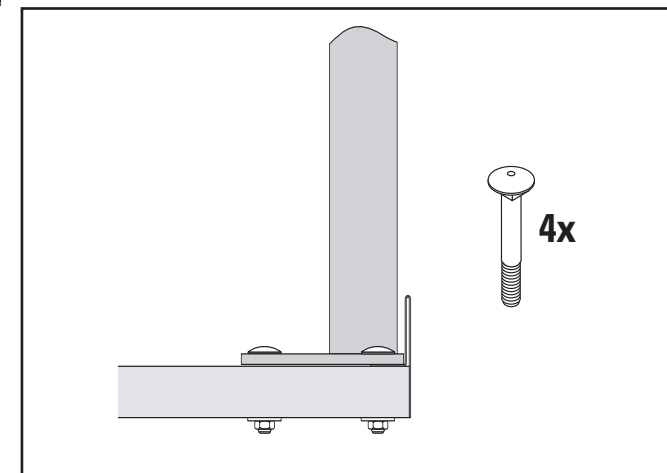
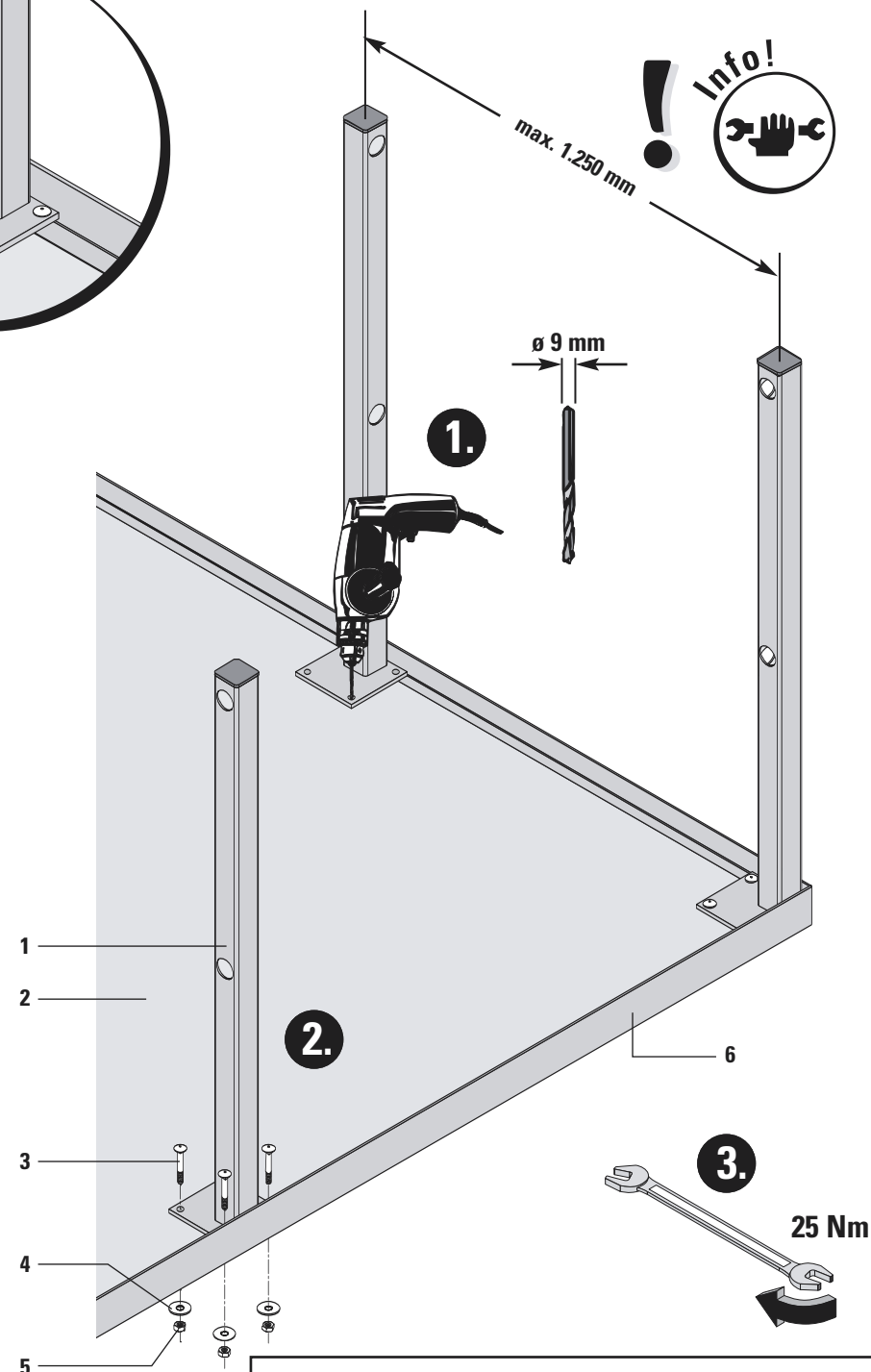
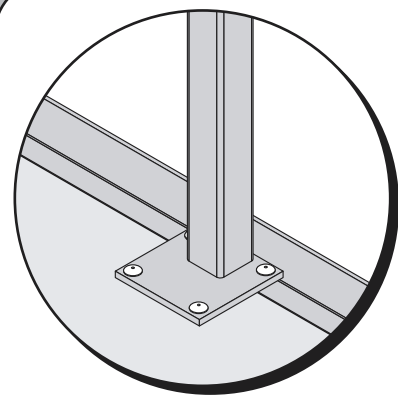
**4** Scheibe  
Rondelle  
Sluistring  
Washer

ø8,4/25

**5** Mutter  
Ecrou  
Moer  
Nut

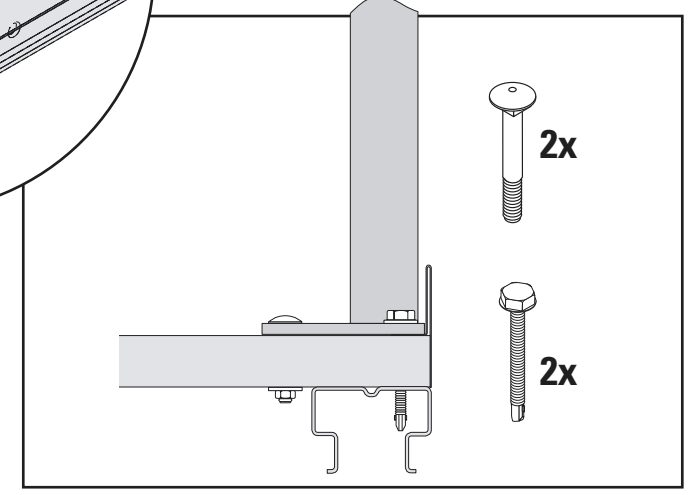
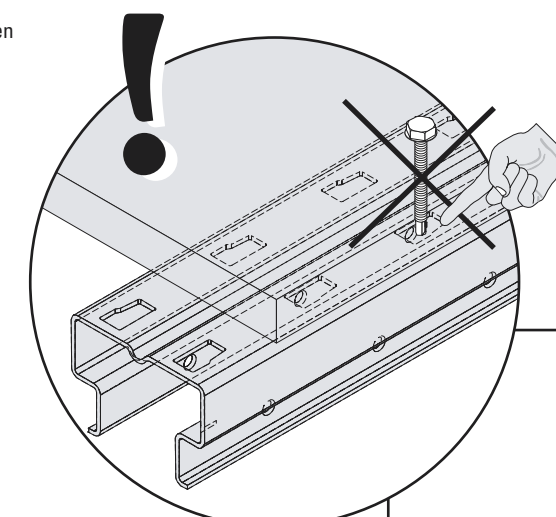
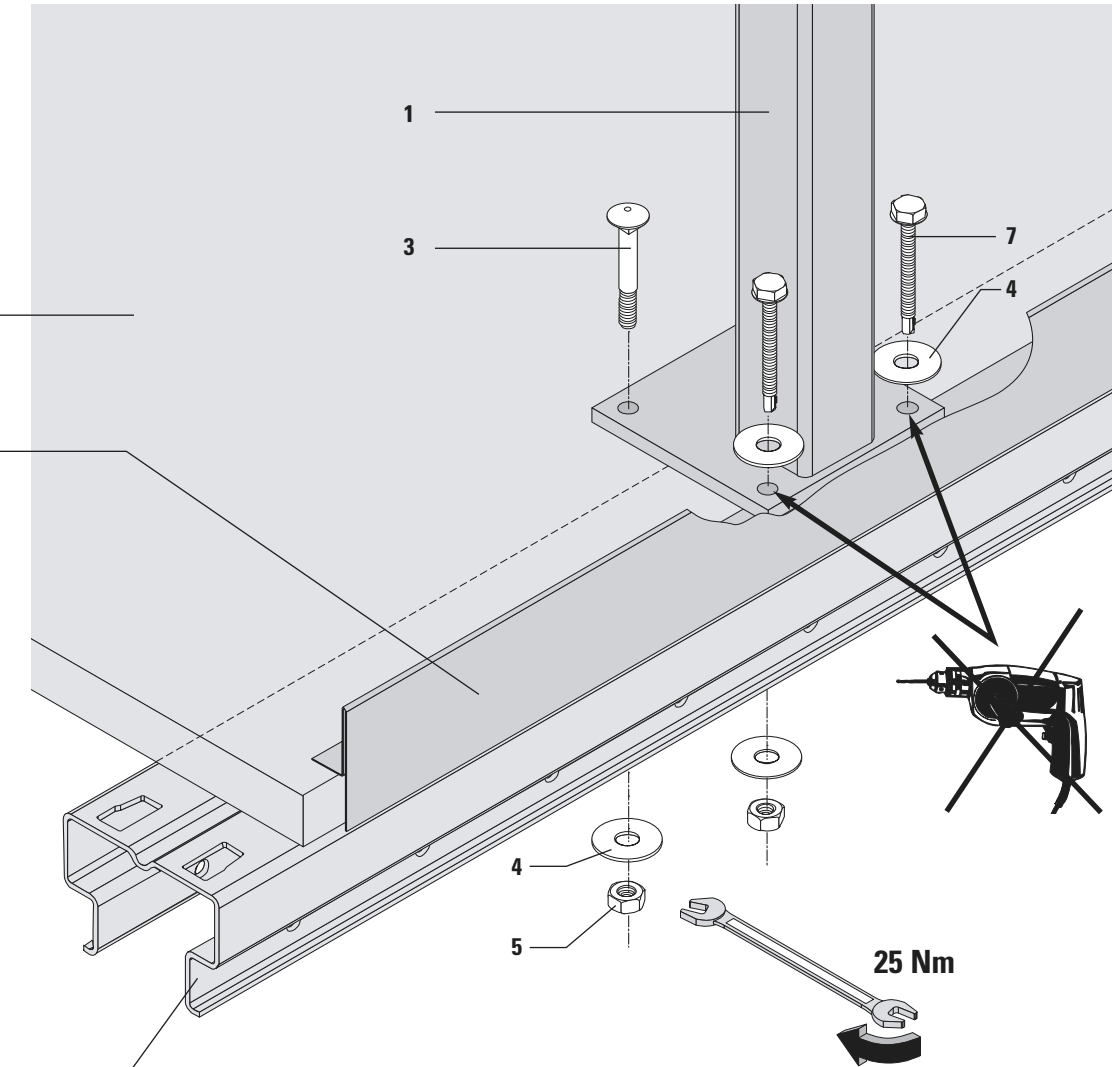
M8

**6** Fußleiste/  
Abrollsicberung  
Plinthe/  
Butée anti-chute  
Voetrail/  
Afrrolbeveiliging  
Kickplate/  
Drop-down protection

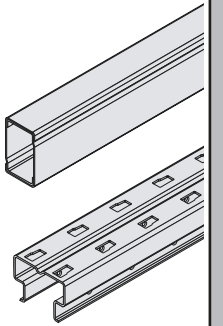


2  
6

Pfettenprofil  
Solive  
Kinderbalken  
Joist



**Pfettenprofile**  
Solves  
Kinderbalken  
Joists



**1** Geländerpfosten  
Poteau garde-corps  
Leuningsstaander  
Railing post

**2** Spanplattenbelag  
Plancher en  
aggloméré  
Houtvezelvloer  
Chipboard decking

**3** Schloßschraube  
Boulon à tête ronde  
Bout met ronde kop  
Round-headed bolt

M8x60

**4** Scheibe  
Rondelle  
Sluistring  
Washer

ø8,4/25

**5** Mutter  
Ecrou  
Moer  
Nut

M8

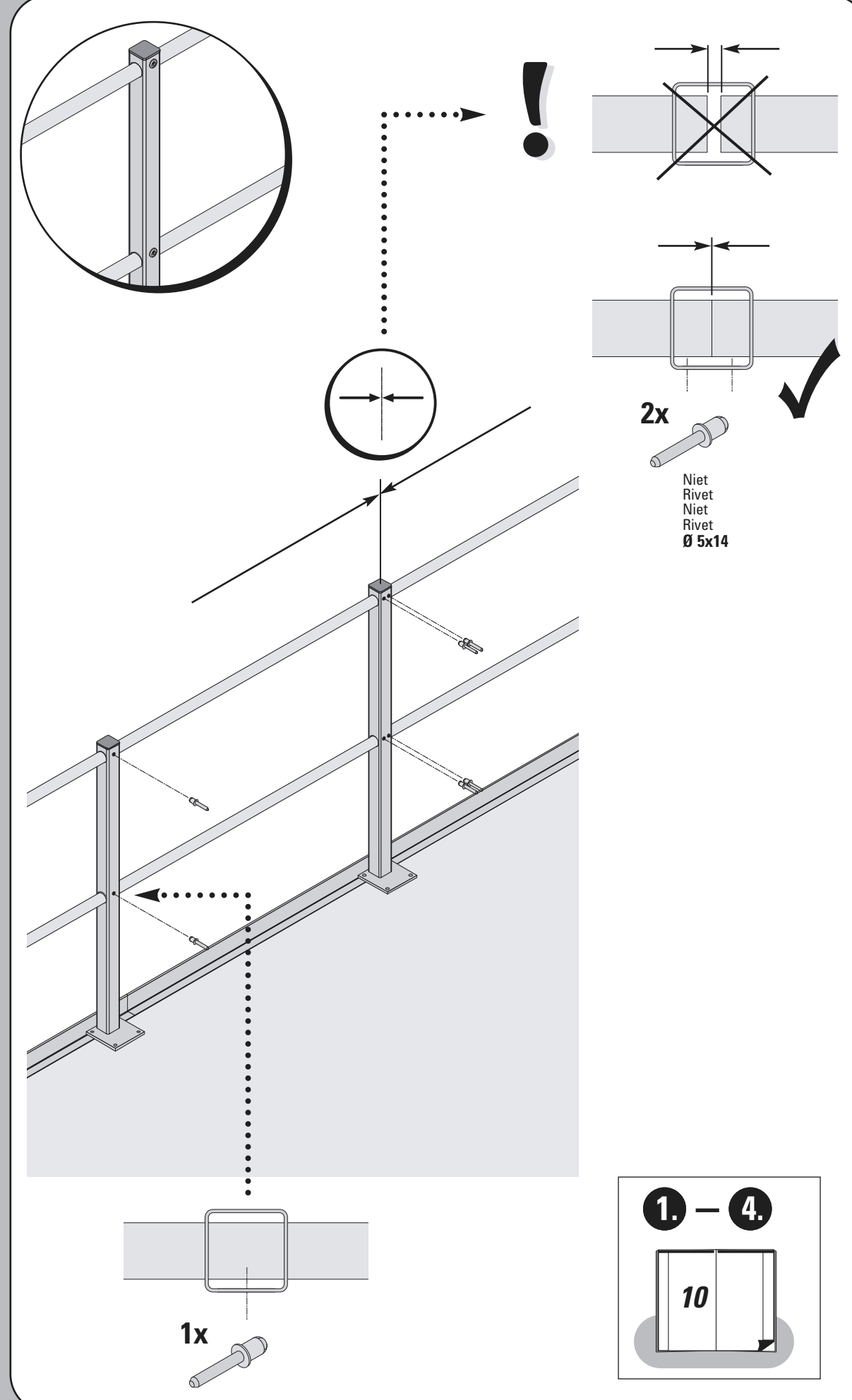
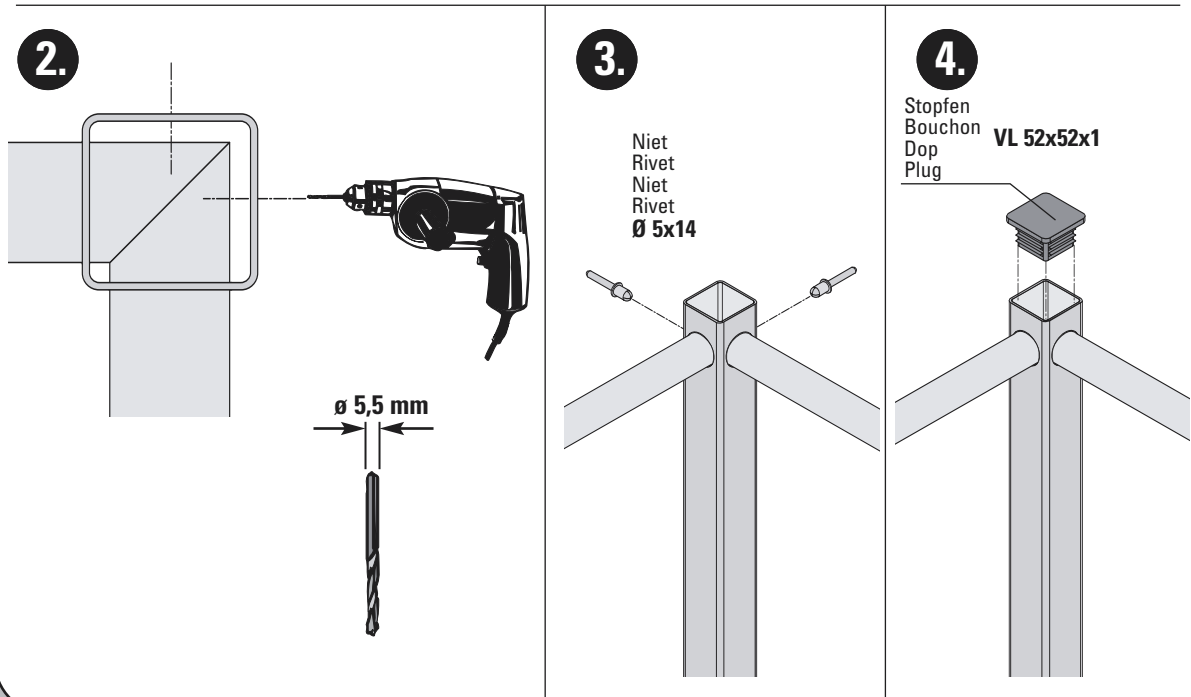
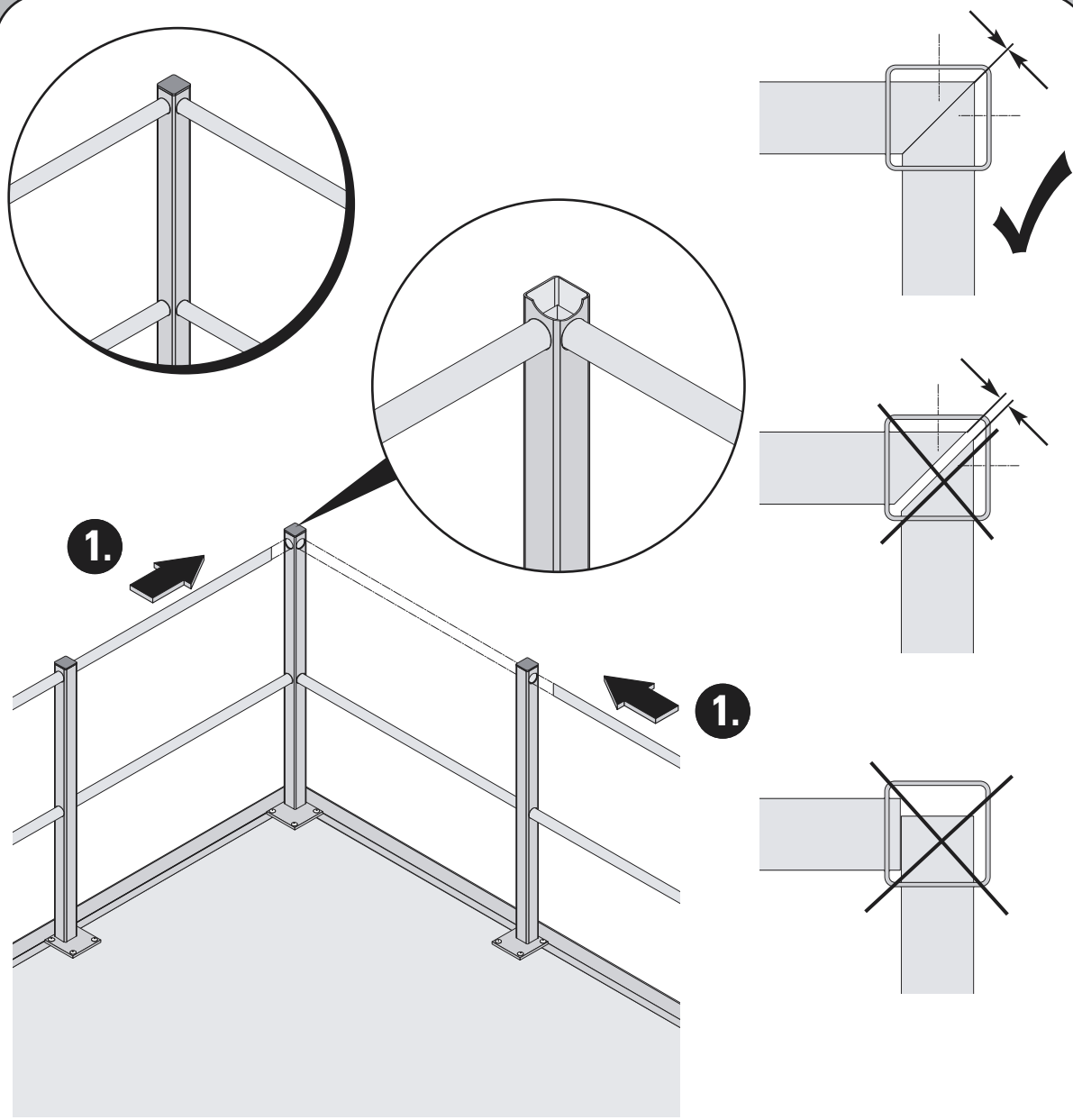
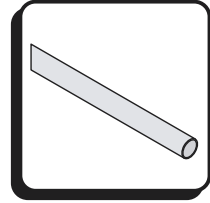
**6** Fußleiste/  
Abrollsicberung  
Plinthe/  
Butée anti-chute  
Voetrail/  
Afrrolbeveiliging  
Kickplate/  
Drop-down protection

**7** Schraube  
Boulon  
Bout  
Bolt

6,3x70



Geländerrohr  
Lisse/sous-lisse  
Hand/knierail  
Hand/knee rail



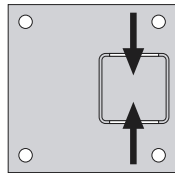
Aufgesetzte Bühne mit Gitterrostbelag (Beispiel)  
 Plateforme au plancher en caillebotis (exemple)  
 Platform uit rooster-vloerplaten (voorbeeld)  
 Mezzanine floor with wire-mesh decking (example)



Übersicht  
 Aperçu  
 Overzicht  
 Survey

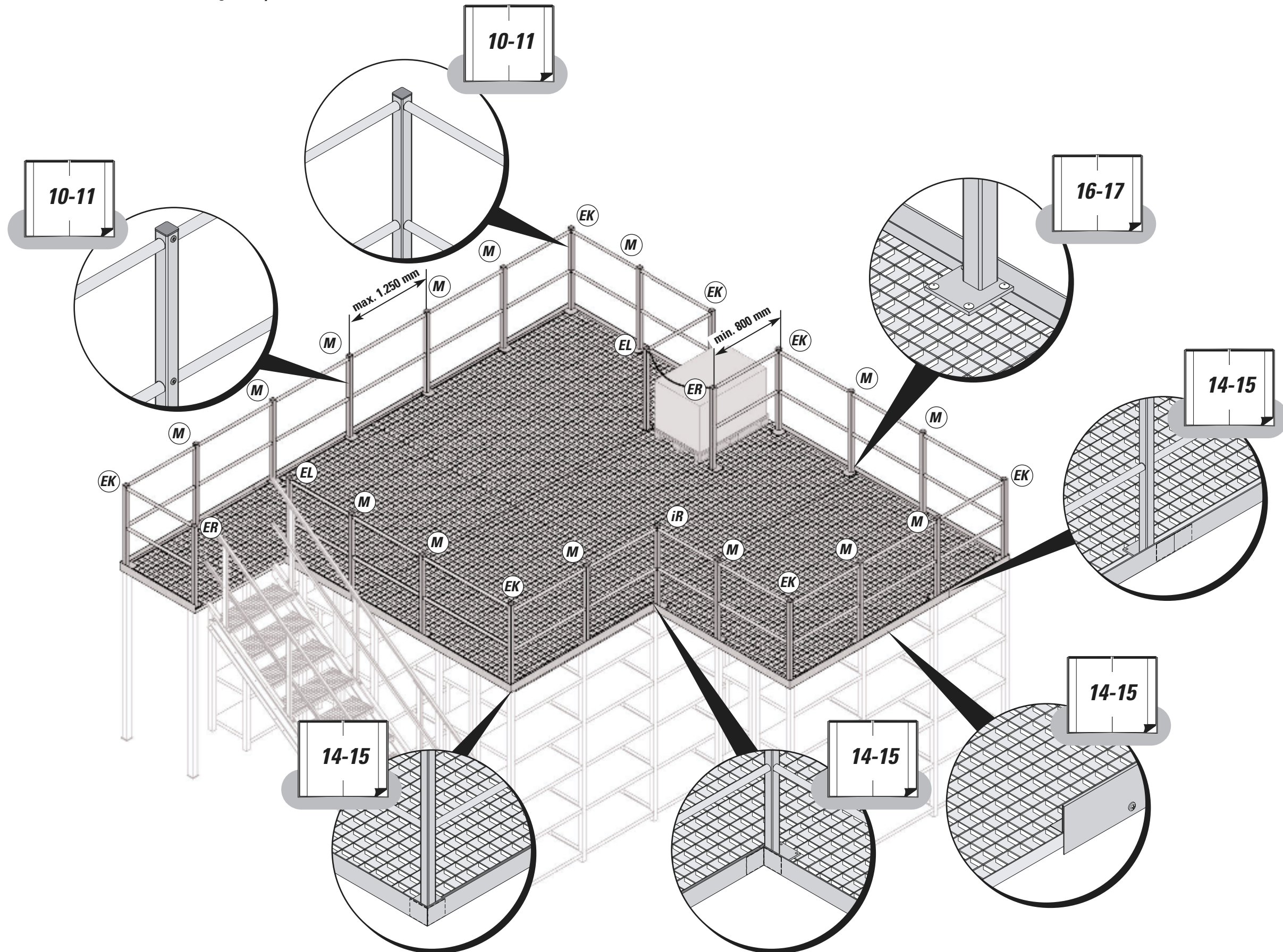
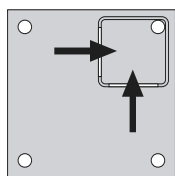
**M**

Mittelpfosten  
 Poteau façade  
 Middenstaander  
 Middle post



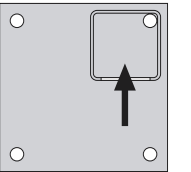
**EK**

Eckpfosten  
 Poteau angle  
 Hoekstaander  
 Corner post



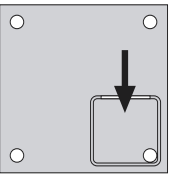
**ER**

Endpfosten rechts  
 Poteau d'extrémité,  
 droit  
 Eindstaander, rechts  
 End post, right side



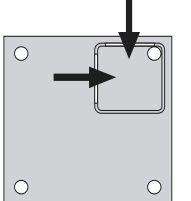
**EL**

Endpfosten links  
 Poteau d'extrémité,  
 gauche  
 Eindstaander, links  
 End post, left side



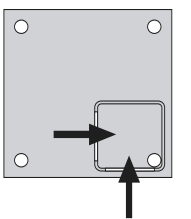
**iR**

Innenpfosten rechts  
 Poteau d'angle  
 intérieur, droit  
 Hoekstaander binnen,  
 rechts  
 Inner corner post,  
 right side



**iL**

Innenpfosten links  
 Poteau d'angle  
 intérieur, gauche  
 Hoekstaander binnen,  
 links  
 Inner corner post,  
 left side



Montage / Assembly

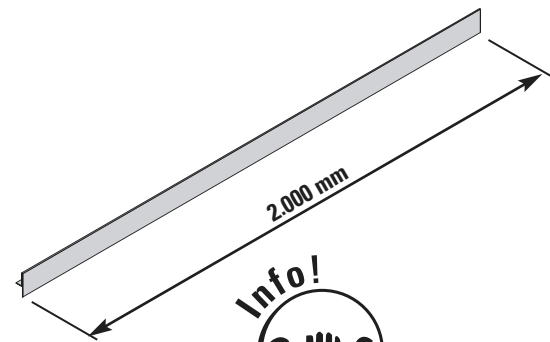
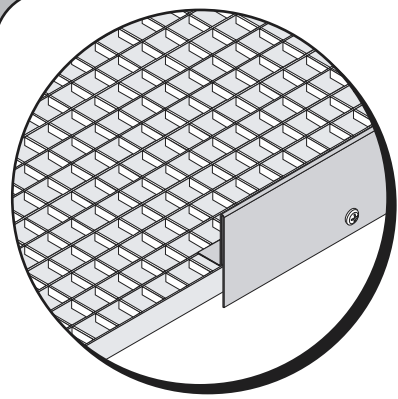
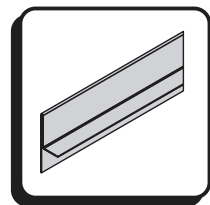


Fussleiste/  
Abrollsicberung

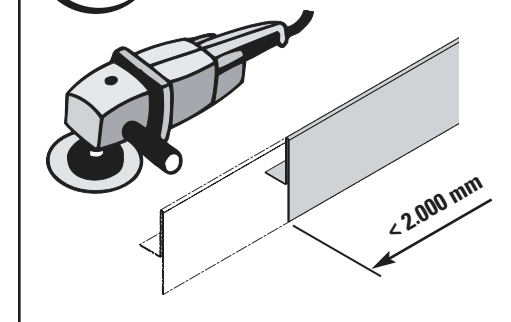
Plinthe/  
Butée anti-chute

Voetrail/  
Afrrolbeveiliging

Kickplate/Drop-  
down protection

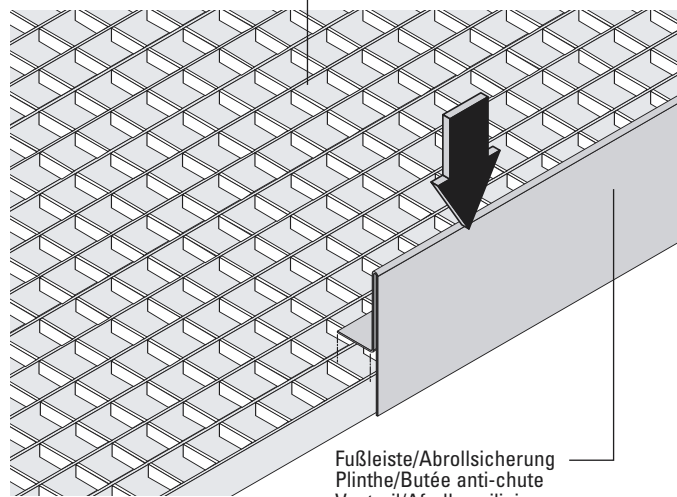


Info!



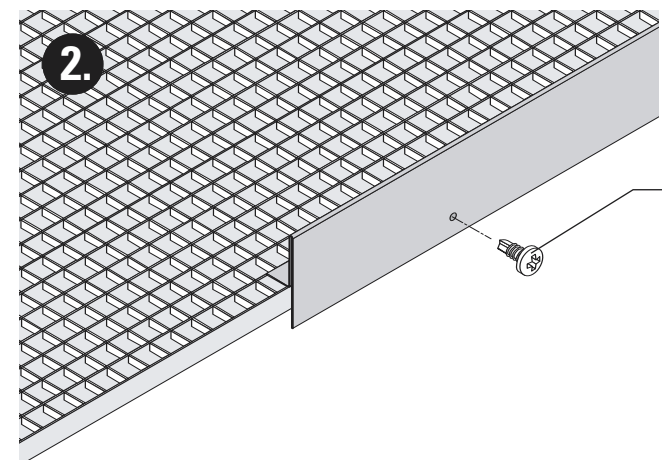
1.

Gitterrost  
Plancher en caillebotis  
Roostervloer  
Wire-mesh decking



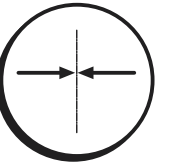
Fußleiste/Abrollsicberung  
Plinthe/Butée anti-chute  
Voetrail/Afrrolbeveiliging  
Kickplate/Drop-down protection

2.

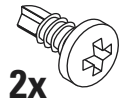


Schraube  
Boulon  
Bout  
Bolt **M6,3x19**

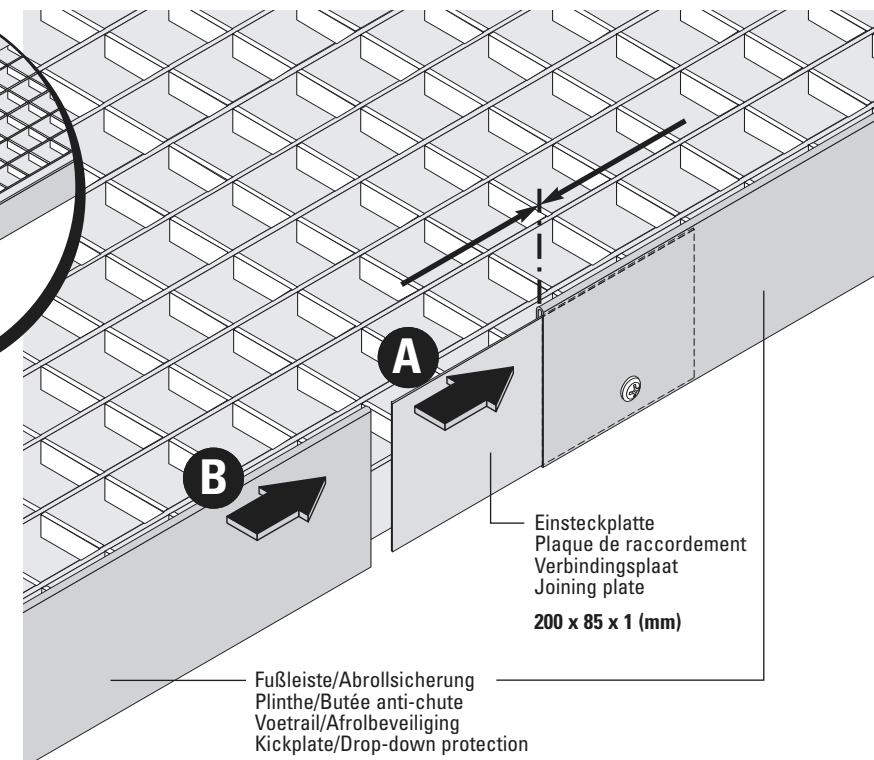
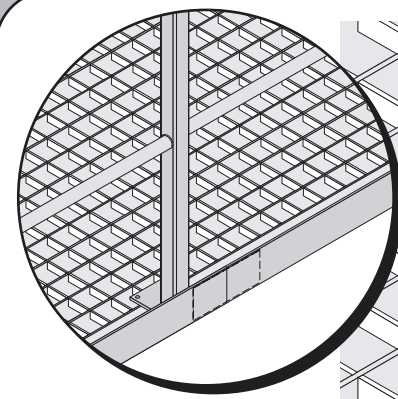
Montage / Assembly




Stoß  
Ligne de raccordement  
Verbindingslijn  
Joining line



2x

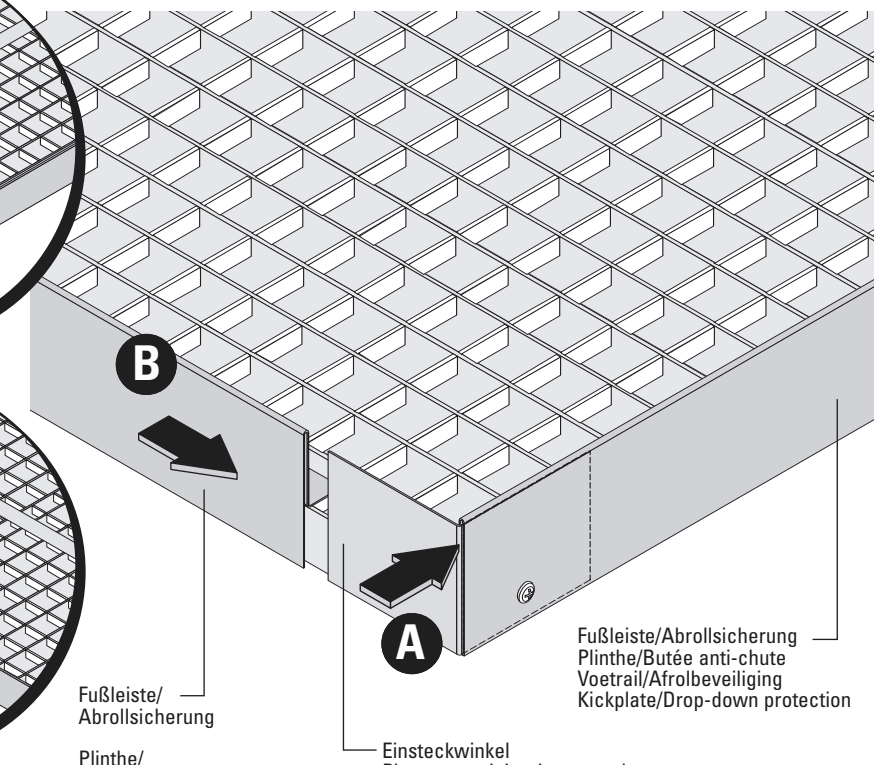
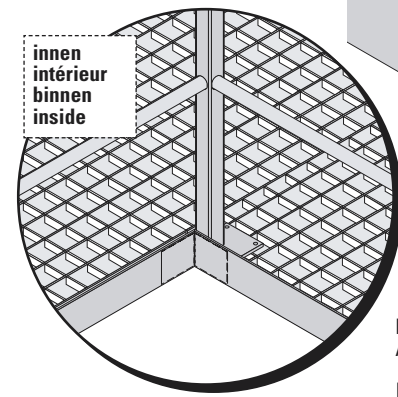
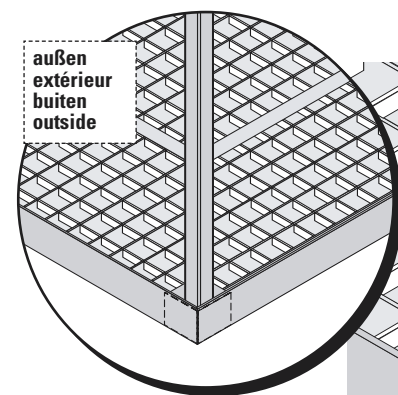


2.



Einsteckplatte  
Plaque de raccordement  
Verbindingsplaat  
Joining plate  
**200 x 85 x 1 (mm)**

Fußleiste/Abrollsicberung  
Plinthe/Butée anti-chute  
Voetrail/Afrrolbeveiliging  
Kickplate/Drop-down protection



Fußleiste/  
Abrollsicberung


Plinthe/  
Butée anti-chute

Voetrail/  
Afrrolbeveiliging

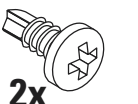
Kickplate/  
Drop-down protection

Fußleiste/Abrollsicberung  
Plinthe/Butée anti-chute  
Voetrail/Afrrolbeveiliging  
Kickplate/Drop-down protection

Einsteckwinkel  
Plaque angulaire de raccordement  
Hoekse verbindingsplaat  
Angled joining plate  
**100 x 100 x 85 x 1 (mm)**




Eckverbindung  
Raccordement angulaire  
Hoekverbinding  
Corner connection



2x

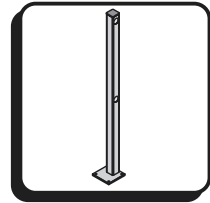
2.



16



**Geländerpfosten**  
**Poteau garde-corps**  
**Leuningsstaander**  
**Railing post**



**1** Geländerpfosten  
 Poteau garde-corps  
 Leuningsstaander  
 Railing post

**2** Gitterrost  
 Plancher en caillebotis  
 Roostervloer  
 Wire-mesh decking

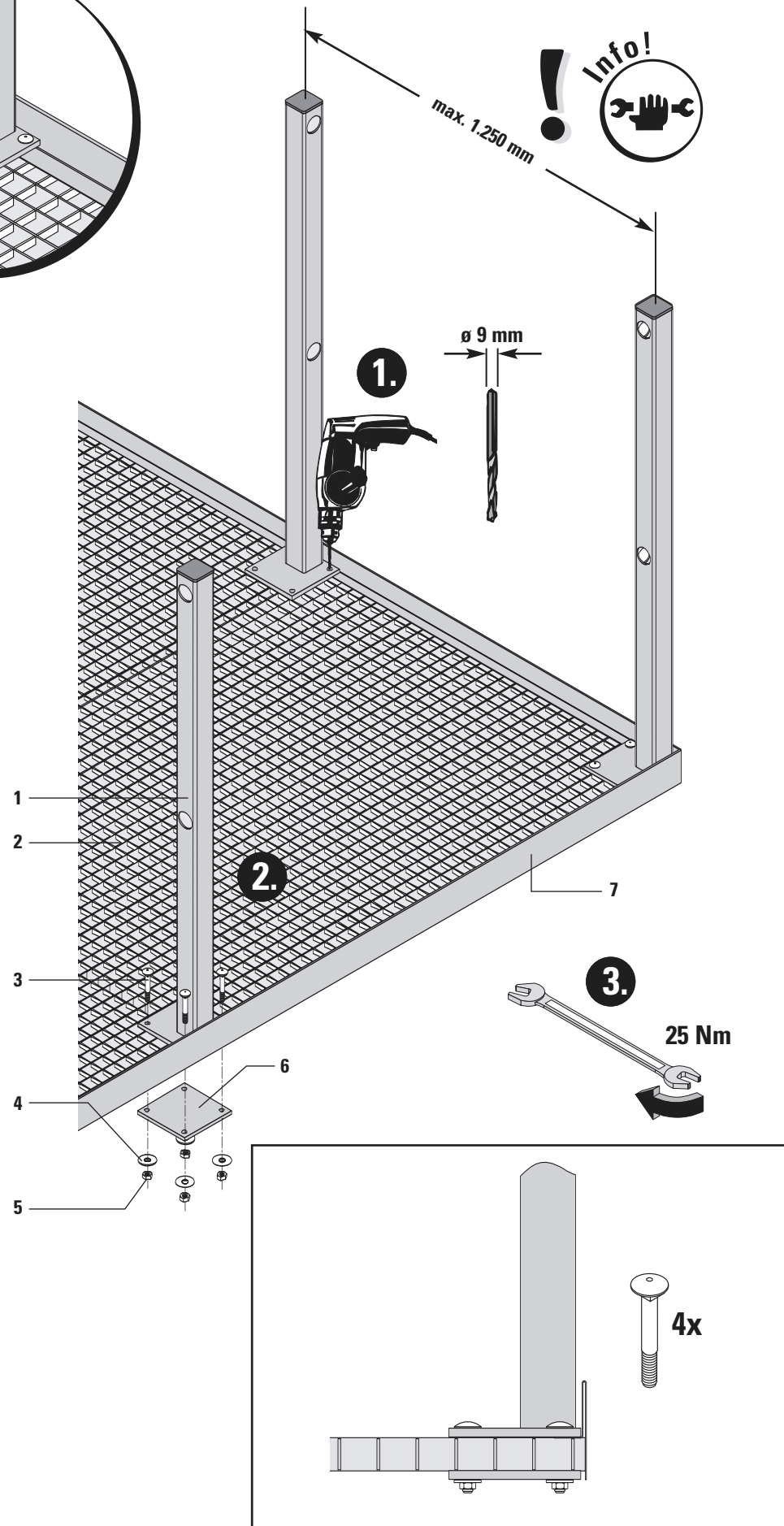
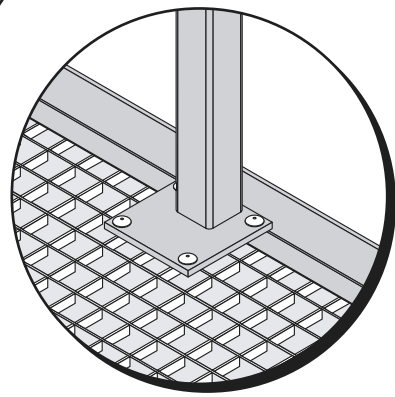
**3** Schraube  
 Boulon  
 Bout  
 Bolt **M8x60**

**4** Scheibe  
 Rondelle  
 Sluistring  
 Washer **ø8,4/25**

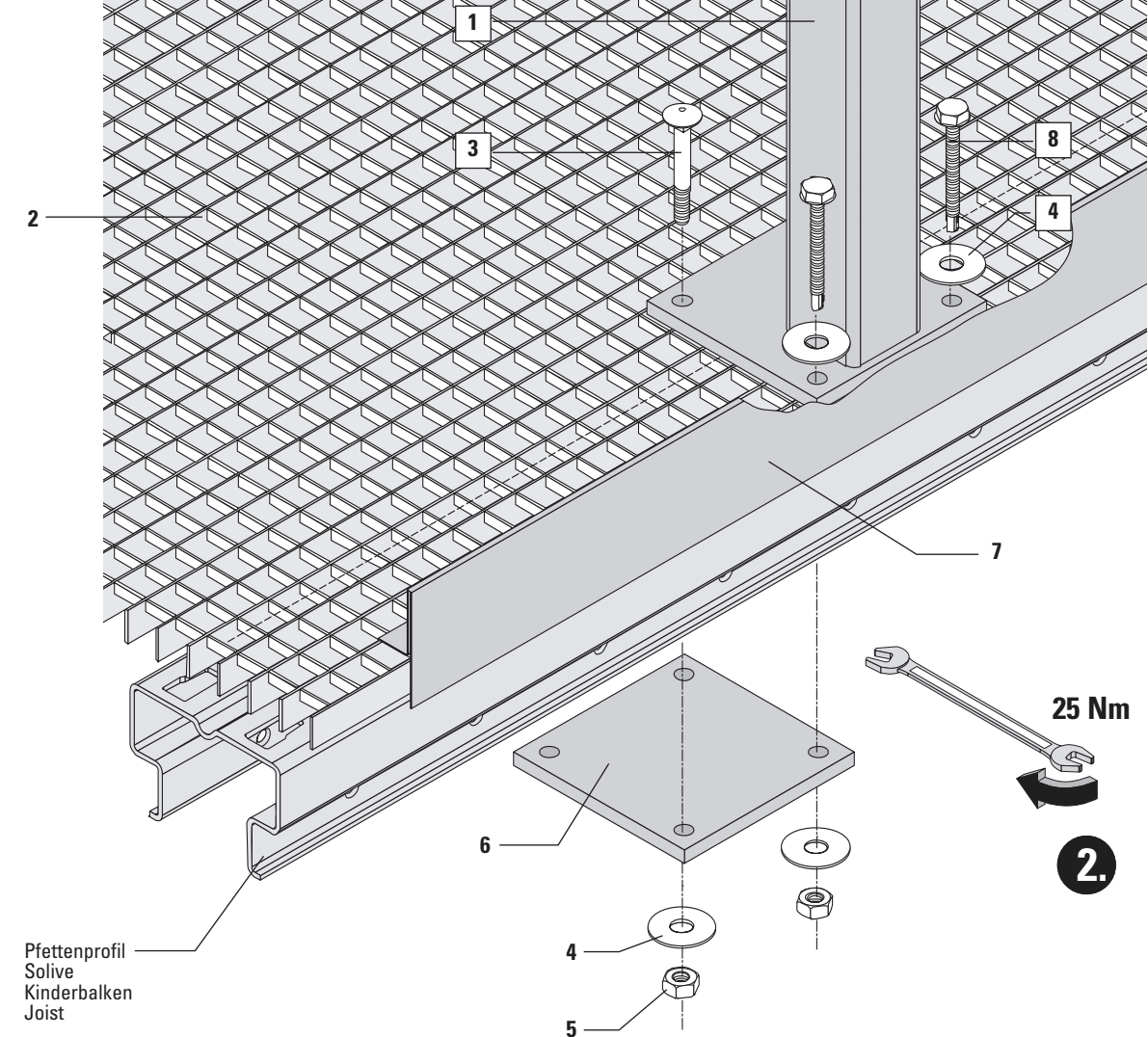
**5** Mutter  
 Ecro  
 Moer  
 Nut **M8**

**6** Fussplatte  
 Plaque de base  
 Voetplaat  
 Base plate

**7** Fußleiste/  
 Abrollsicberung  
 Plinthe/  
 Butée anti-chute  
 Voetrail/  
 Afrolbeveiliging  
 Kickplate/  
 Drop-down protection

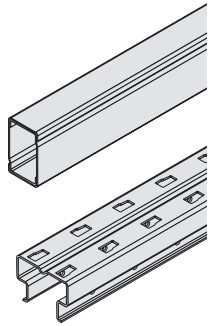


**1.**



Pfettenprofil  
 Solive  
 Kinderbalken  
 Joist

**Pfettenprofil**  
**Solives**  
**Kinderbalken**  
**Joists**



**1** Geländerpfosten  
 Poteau garde-corps  
 Leuningsstaander  
 Railing post

**2** Gitterrost  
 Plancher en caillebotis  
 Roostervloer  
 Wire-mesh decking

**3** Schraube  
 Boulon  
 Bout  
 Bolt **M8x60**

**4** Scheibe  
 Rondelle  
 Sluistring  
 Washer **ø8,4/25**

**5** Mutter  
 Ecro  
 Moer  
 Nut **M8**

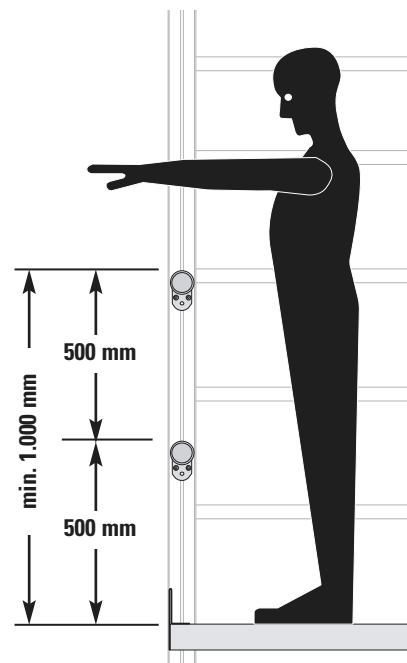
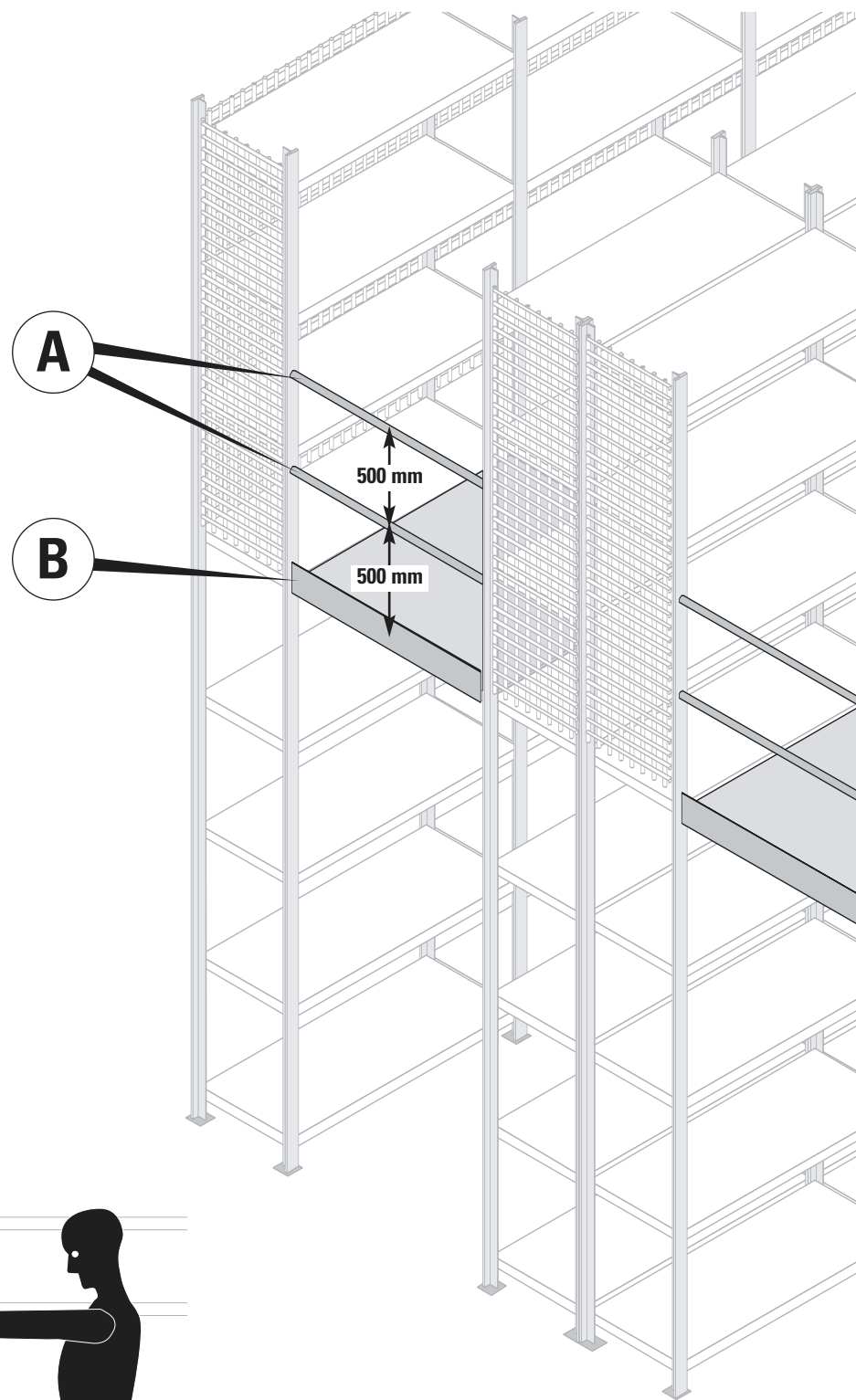
**6** Fussplatte  
 Plaque de base  
 Voetplaat  
 Base plate

**7** Fußleiste/  
 Abrollsicberung  
 Plinthe/  
 Butée anti-chute  
 Voetrail/  
 Afrolbeveiliging  
 Kickplate/  
 Drop-down protection

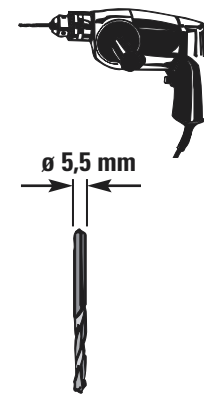
**8** Schraube  
 Boulon  
 Bout  
 Bolt **6,3x70**



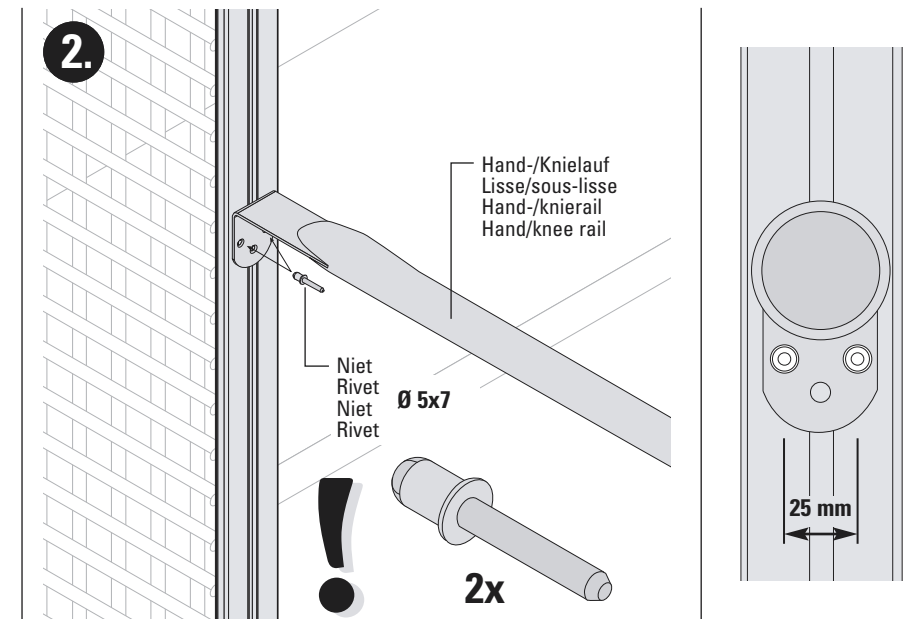
Übersicht  
Aperçu  
Overzicht  
Survey



1.



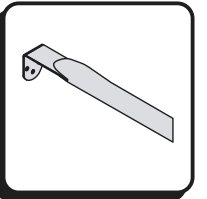
2.



A

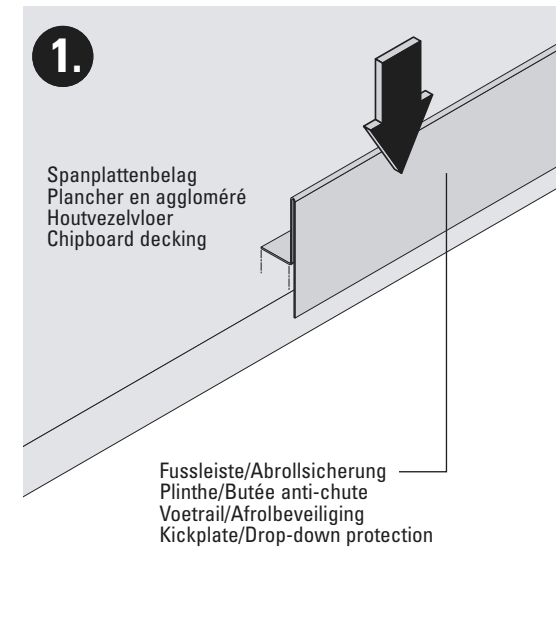


Hand-/Knielauf  
Lisse/sous-lisse  
Hand-/knierail  
Hand/knee rail



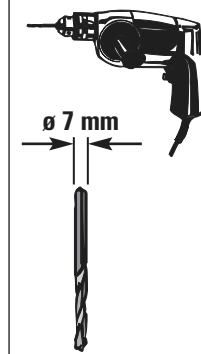
1.

Spanplattenbelag  
Plancher en aggloméré  
Houtvezelvloer  
Chipboard decking

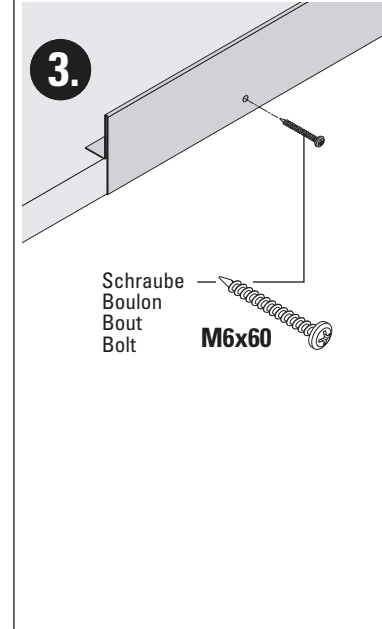


Fussleiste/Abrollsicung  
Plinthe/Butée anti-chute  
Voetrail/Afrolbeveiliging  
Kickplate/Drop-down protection

2.



3.

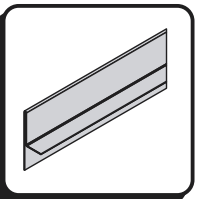


Schraube  
Boulon  
Bout  
Bolt  
M6x60

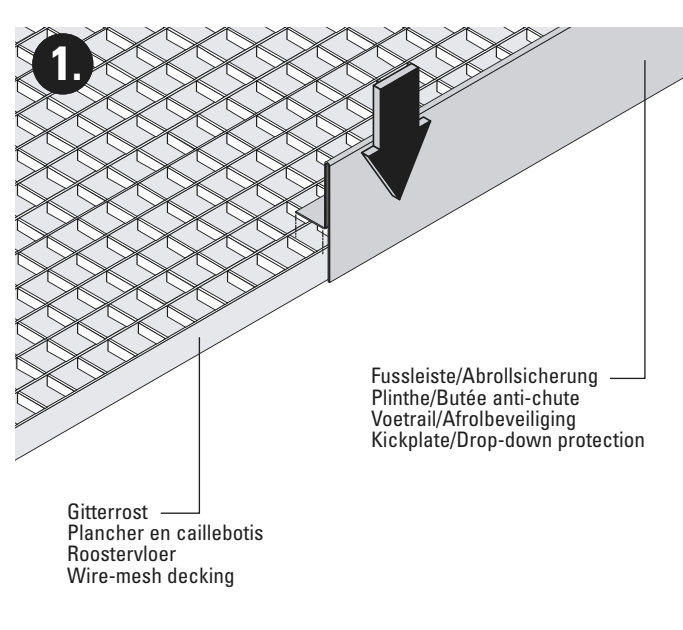
B



Fußleiste/  
Abrollsicung  
Plinthe/  
Butée anti-chute  
Voetrail/  
Afrolbeveiliging  
Kickplate/Drop-  
down protection

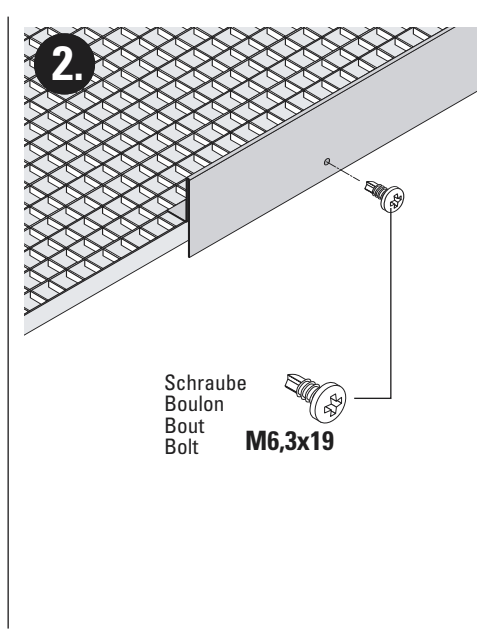


1.



Gitterrost  
Plancher en caillebotis  
Roostervloer  
Wire-mesh decking

2.



Schraube  
Boulon  
Bout  
Bolt  
M6,3x19

B



Fußleiste/  
Abrollsicung  
Plinthe/  
Butée anti-chute  
Voetrail/  
Afrolbeveiliging  
Kickplate/Drop-  
down protection

