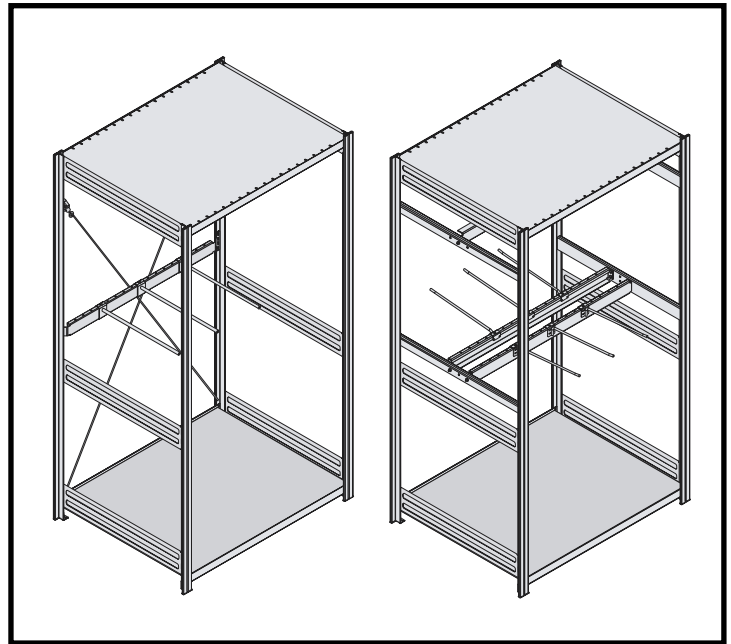


BITO

Die pfiffige Lösung

Auspufflagerung Stockage de tuyaux d'échappement Opslag van uitlaten Storage of exhaust pipes



**Aufbau- und Betriebsanleitung
Instructions de montage et d'utilisation
Richtlijnen en montagehandleiding
Instructions for assembly and use**

Technische Änderungen vorbehalten. Modifications techniques réservées. Technische wijzigingen voorbehouden. Technical modifications reserved.



Auspufflagerung

Stand
06-2004

DIN EN ISO 9001







Inhalt / Sommaire / Inhoud / List of contents

Unbedingt beachten / Réglementations importantes / Belangrijke richtlijnen / Important regulations

	Sicherheitsvorschriften Consignes de sécurité Veiligheidsvoorschriften Accident prevention regulations	3
	Nivellierung Mise à niveau Nivellering Levelling	3





Übersicht - <i>einseitige Einlagerung</i> Sommaire - <i>stockage simple face</i> Inhoud - <i>enkelzijdige opslag</i> List of contents - <i>single-sided storage</i>	4-5
--	------------

Montage / Assembly

	Stützrahmen Echelle Stellingkader Frame	6-7
	Aussteifungstraverse Longeron Stabiliteitsligger Stiffening beam	8
	Fachböden Tablettes Legborden Shelves	9
	Diagonalverband Croisillon Kruisschoor Cross bracing	10-11
	Traverse mit Trennstab Lisse avec séparateur Ligger met verdeelstang Beam with divider bar	12
	Halterung Bowdenzüge Rail pour câbles de traction Houder voor trekkabels Rail for bowden cables	13

Übersicht - <i>beidseitige Einlagerung</i> Sommaire - <i>stockage double face</i> Inhoud - <i>dubbelzijdige opslag</i> List of contents - <i>double-sided storage</i>	14-15
--	--------------

Montage / Assembly

	Fachbodenträger Support pour tablettes Legbordhaakje Shelf clip	16
	Halter mittig Support pour lisses centrales Drager voor centrale liggers Support rail for centre beams	16
	Traverse mittig mit Trennstab Lisse centrale avec séparateur / <i>stockage double face</i> Centrale ligger met verdeelstang / <i>dubbelzijdige opslag</i> Central beam with divider bar / <i>double-sided storage</i>	17
	Anschlagleiste Butée arrière Eindaanslag Back stop	17

Belastungen / <i>Capacité de charge</i> Draagvermogen / <i>Load capacity</i>	18-19
---	--------------

Sicherheitsvorschriften / Consignes de sécurité / Veiligheidsvoorschriften / Accident prevention regulations

BGR 234 (ZH 1/428)

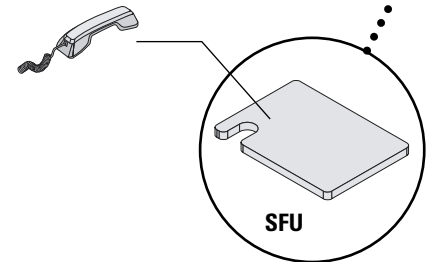
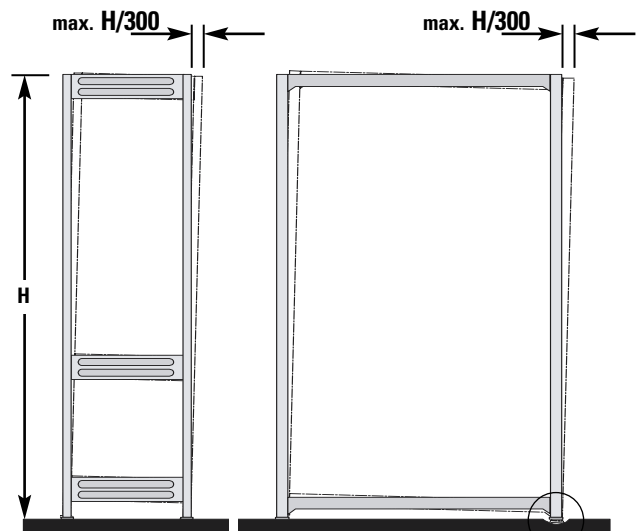
Richtlinien für Lagereinrichtungen und -geräte der Berufsgenossenschaften.

En tant que responsable de l'exploitation, veuillez respecter les réglementations de sécurité en vigueur.

Gebruikers dienen rekening te houden met de geldende nationale veiligheidsvoorschriften inzake magazijninrichtingen.

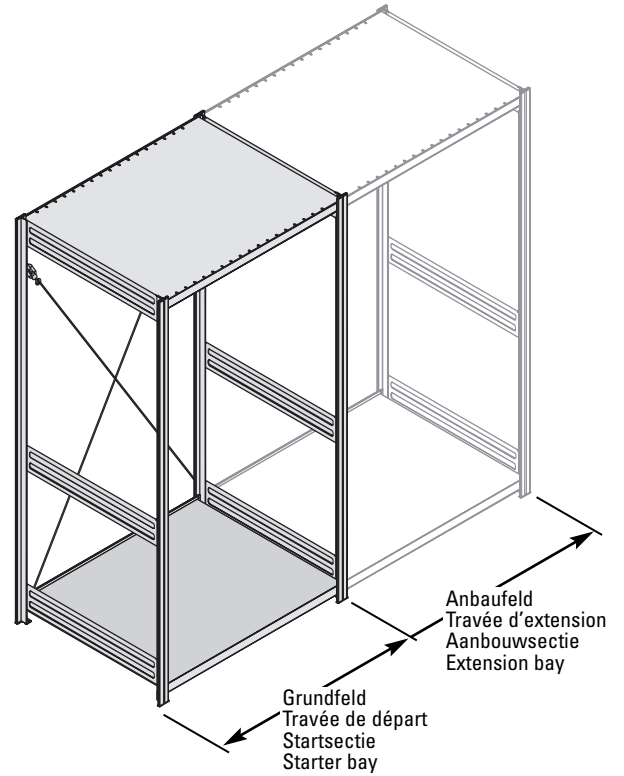
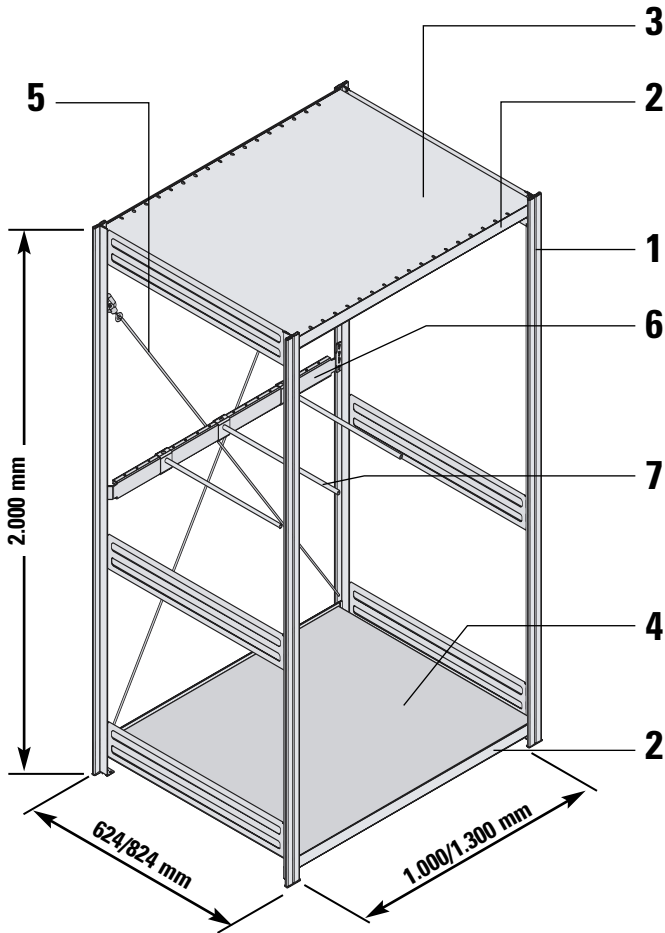
Users of the installation have to observe the relevant health and safety regulations.

Nivellierung / Mise à niveau / Nivellering / Levelling



Bei Bedarf bestellen
Peut être fourni sur demande
Levering op aanvraag mogelijk
Can be supplied upon request

Einseitige Einlagerung
Stockage simple face
Enkelzijdige opslag
Single-sided storage




Seite
Page
Pagina
Page

1	Stützrahmen Echelle Stellingkader Frame	6-7
2	Aussteifungstraverse Longeron Stabilitätsligger Stiffening beam	8
3	Stahlfachboden Tablette métallique Metalen legbord Steel sheet shelf	9
4	Spanplatte Panneau d'aggloméré Houtvezelvloer Chipboard panel	9

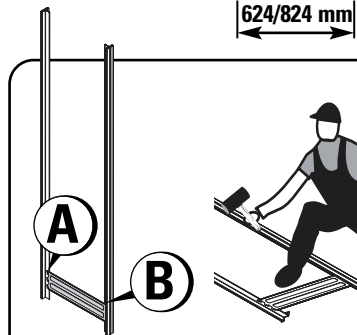

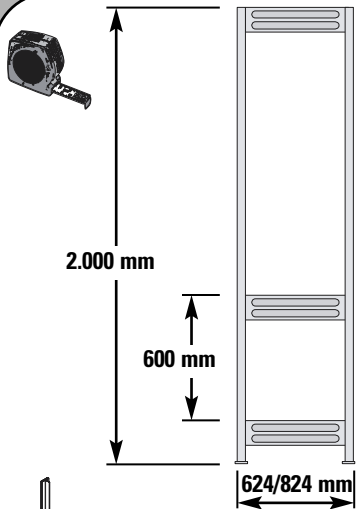


Seite
Page
Pagina
Page

5	Diagonalverband Croisillon Kruisschoor Cross bracing	10-11
6	Traverse für Trennstab Lisse pour séparateur Ligger voor verdeelstang Beam for divider bar	12
7	Trennstab horizontal Séparateur Verdeelstang Divider bar	13



**Stützrahmen
Echelle
Stellingkader
Frame**

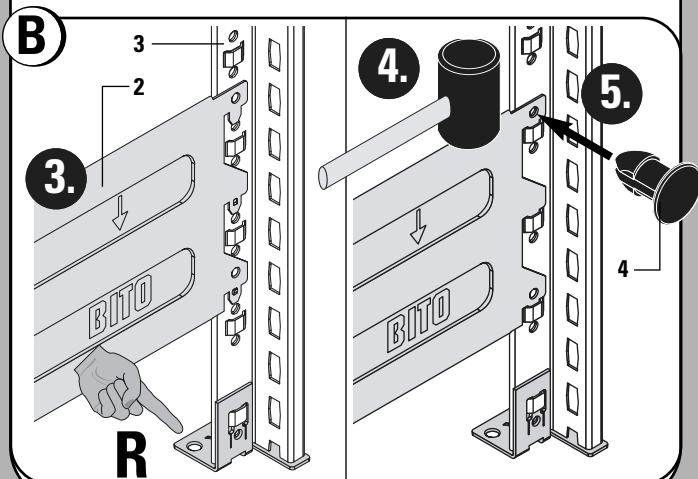
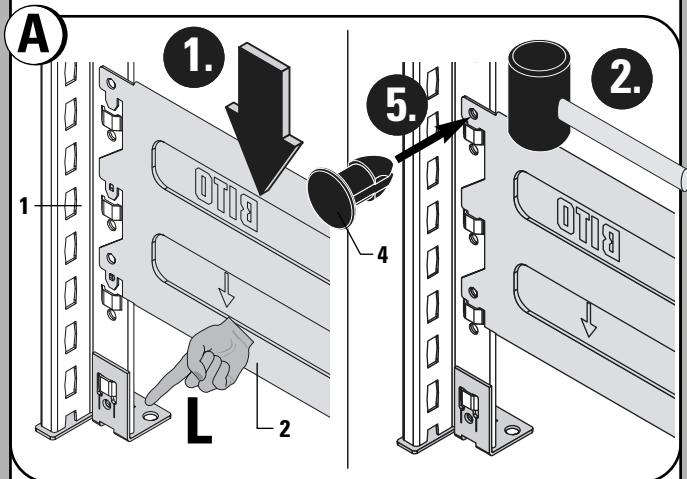


Stützrahmen liegend montieren

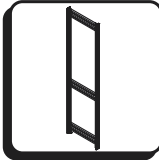
Monter les composants de l'échelle en les posant par terre

Onderdelen van stellingkader op de vloer monteren

Place frame components on the floor for assembly



**Stützrahmen
Echelle
Stellingkader
Frame**

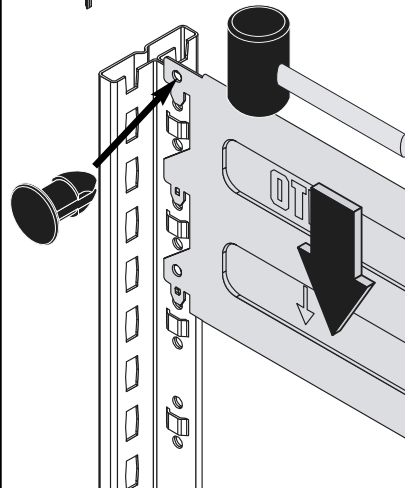



Jeder Stützenverbinder wird nach dem Einsetzen mit 2 Nieten gesichert.

Chaque raidisseur pour montants doit être arrêté par 2 rivets de sécurité.

Iedere dwarsverbinding tussen twee staanders wordt door 2 kunststofnieten beveiligd.

Every upright connector has to be fixed by 2 safety rivets.



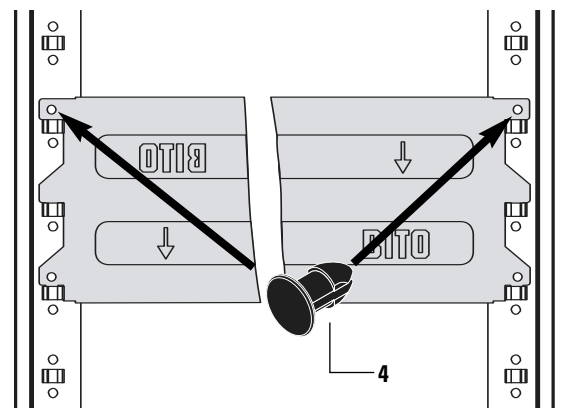
**1 Stütze links
Montant gauche
Stander links
Left-hand upright**


**2 Stützenverbinder
Raidisseur pour montants
Dwarsverbinding
Upright connector**

**3 Stütze rechts
Montant droit
Stander rechts
Right-hand upright**

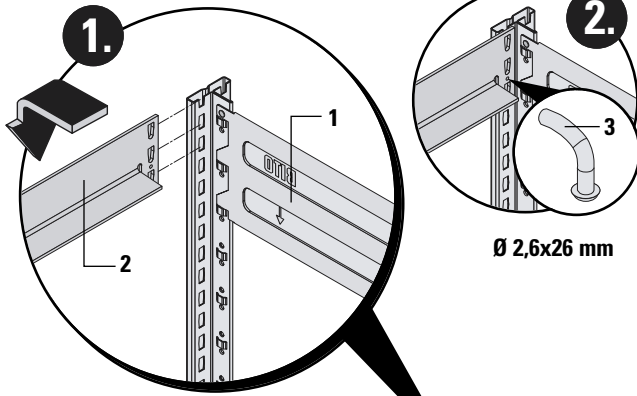
**4 Niet (Kunststoff)
Rivet en matière plastique
Kunststofniet
Plastic rivet**

ø5x4 mm





Aussteifungstraverse
Longeron
Stabilitétsligger
Stiffening beam

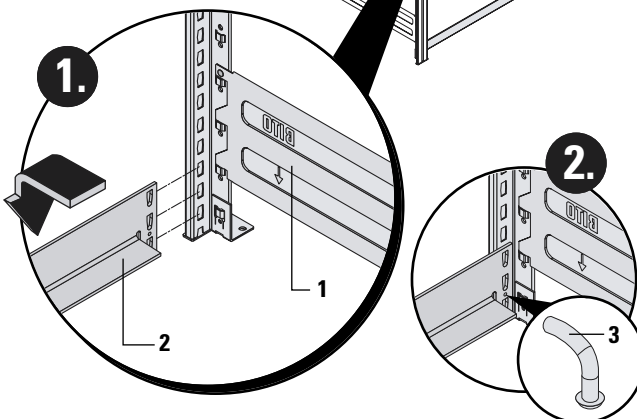
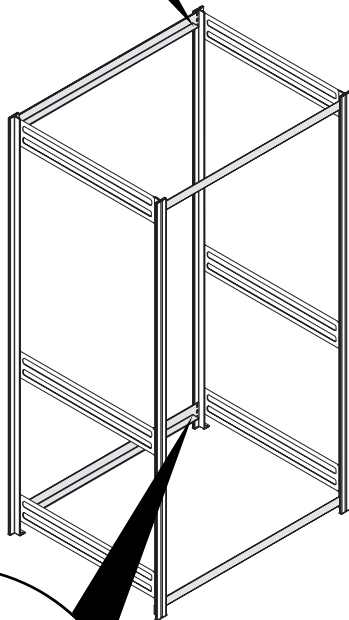


Ø 2,6x26 mm

1 Stützrahmen
 Echelle
 Stellingkader
 Frame

2 Aussteifungstraverse
 Longeron
 Stabilitétsligger
 Stiffening beam

3 Sicherungstift
 Goupille de sécurité
 Borgpen
 Safety pin



Ø 2,6x26 mm

Nach dem Einhängen ist **jede Lasche** der Traverse sofort mit **einem** Sicherungstift zu sichern.

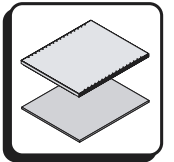
Après avoir emboîté une lisse bloquer immédiatement **chaque connecteur** par **une** goupille de sécurité.

Ligger inhaken en onmiddellijk beveiligen tegen uitliften door **één** borgpen in **iedere inhaakverbinding** in te haken.

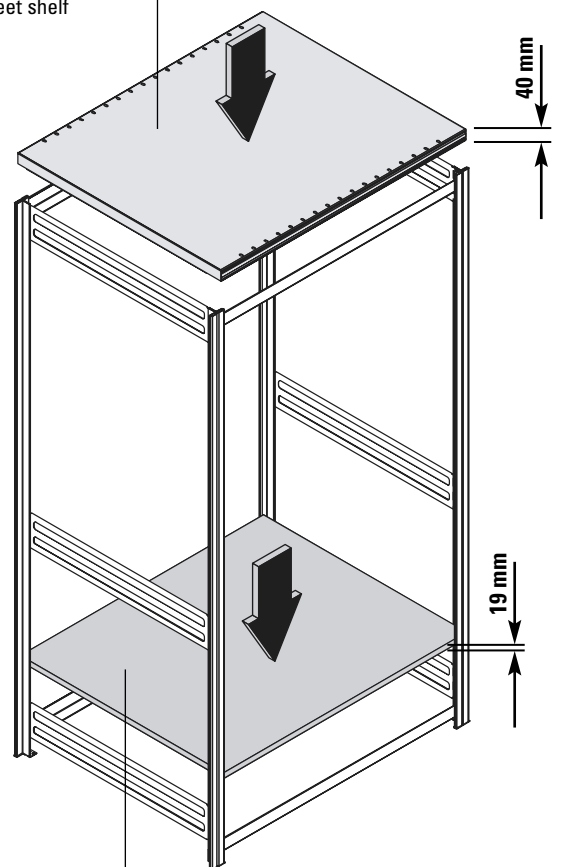
Hook beam into uprights and immediately secure **each connector** by inserting **one** safety pin.




Fachböden
Tablettes
Legborden
Shelves



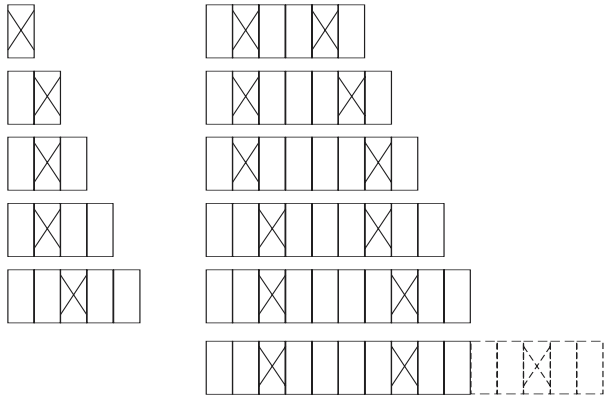
Stahlfachboden
 Tablette métallique
 Metalen legbord
 Steel sheet shelf



Spanplatte
 Panneau d'aggloméré
 Houtvezelvloer
 Chipboard panel

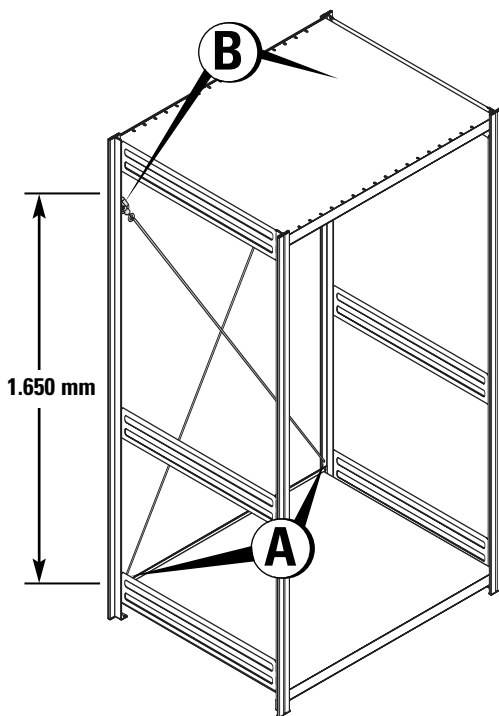


Diagonalverband
Croisillon
Kruisschoor
Cross bracing



Je 5 Felder
 Pour 5 travées
 Per 5 secties
 For 5 bays

1 Diagonalverband
 1 croisillon
 1 kruisschoor
 1 cross bracing



1 Stützrahmen
 Echelle
 Stellingkader
 Frame

2 Traverse
 Longeron
 Stabiliteitsligger
 Beam



3 Fachboden
 Tablette
 Legbord
 Shelf

4 Spannschloß
 Tendeur
 Spanner
 Tension jack

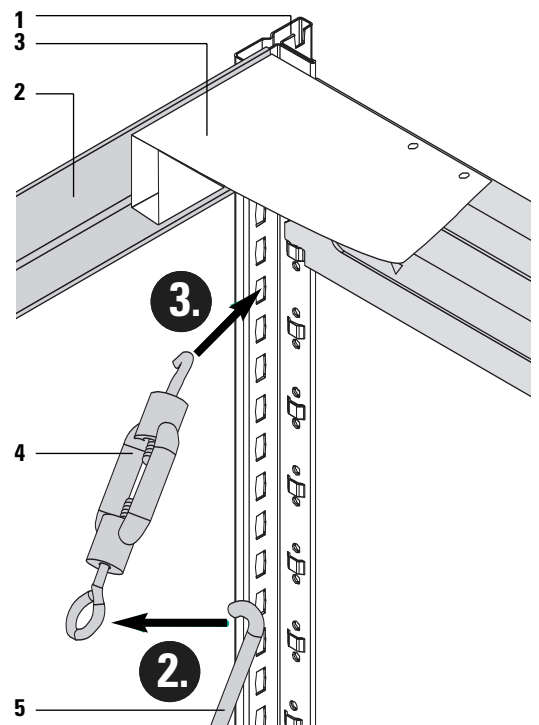
5 Diagonalstrebe
 Contreventement
 diagonal
 Diagonaal verbindings-
 profiel
 Diagonal strut



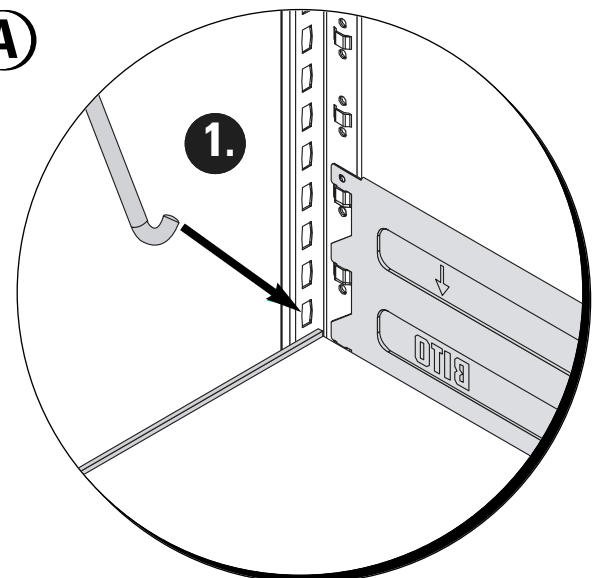
Diagonalverband
Croisillon
Kruisschoor
Cross bracing

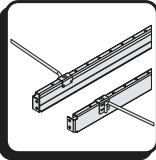


B

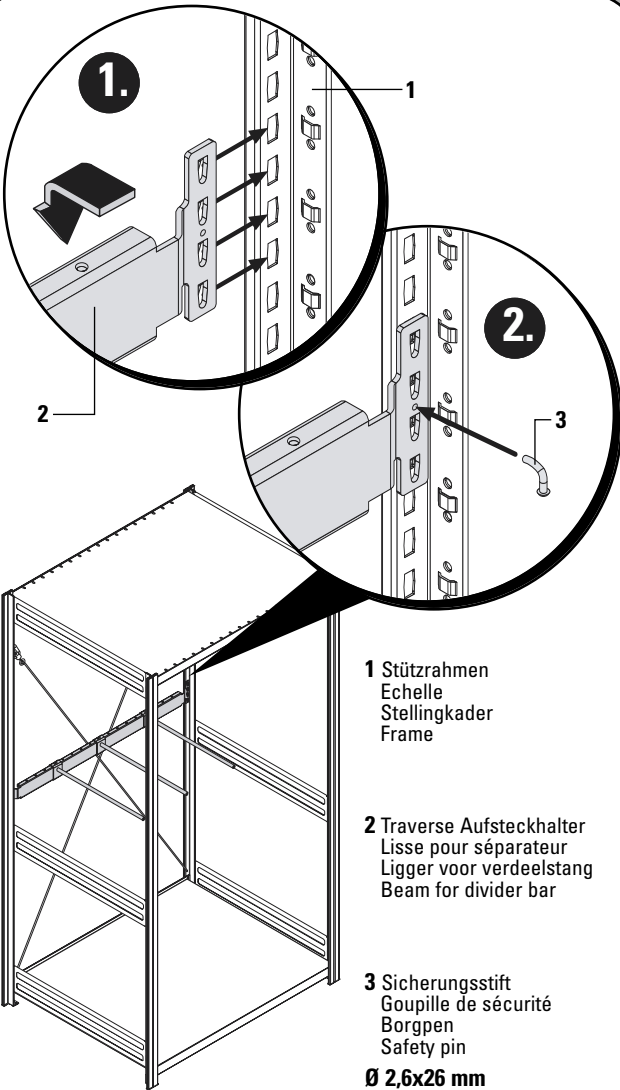


A





Traverse mit Trennstab
Lisse avec séparateur
Ligger met verdeelstang
Beam with divider bar

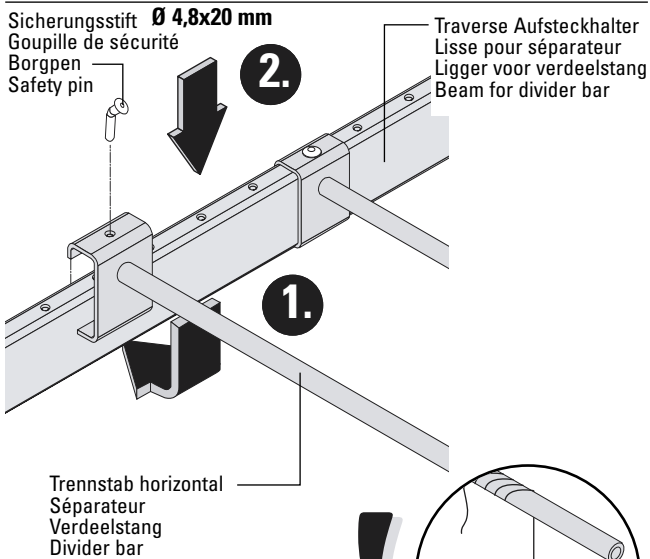


1 Stützrahmen
Echelle
Stellingkader
Frame

2 Traverse Aufsteckhalter
Lisse pour séparateur
Ligger voor verdeelstang
Beam for divider bar

3 Sicherungsstift
Goupille de sécurité
Borgpen
Safety pin
Ø 2,6x26 mm

Sicherungsstift Ø 4,8x20 mm
Goupille de sécurité
Borgpen
Safety pin





2.

1.

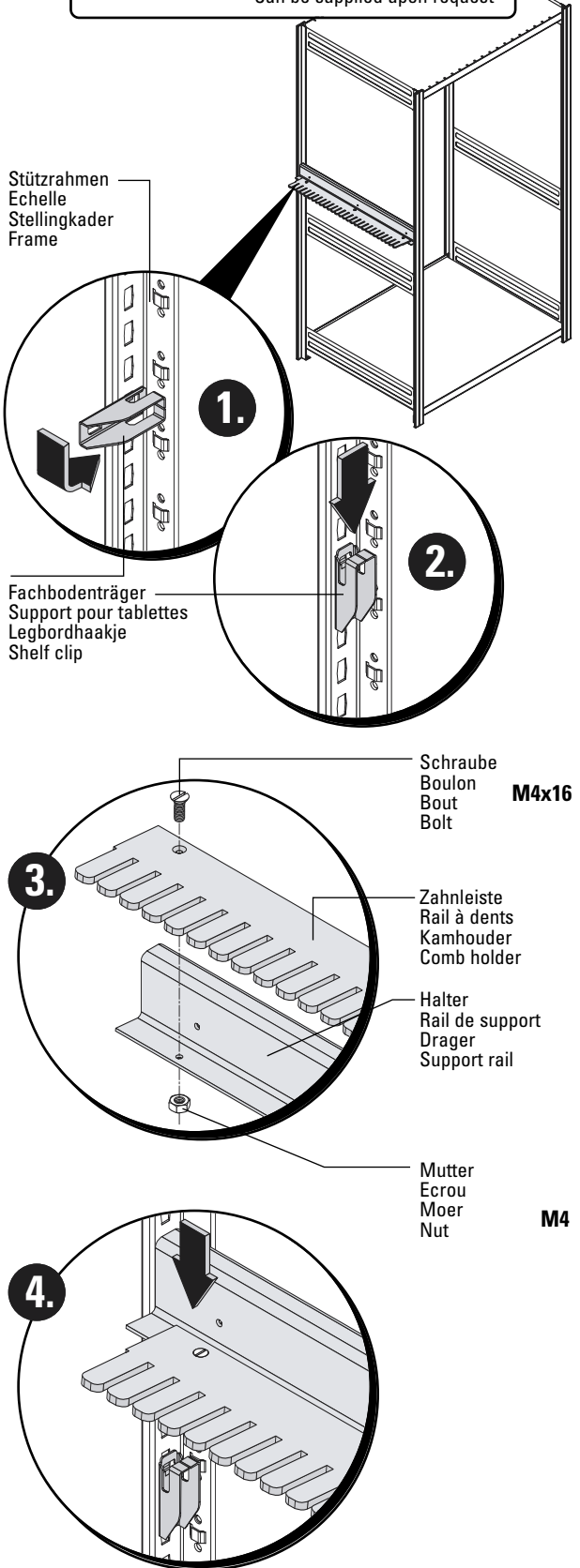
Trennstab horizontal
Séparateur
Verdeelstang
Divider bar



Halterung Bowdenzüge
Rail pour câbles de traction
Houder voor trekkabels
Rail for bowden cables



Bei Bedarf bestellen
Peut être fourni sur demande
Levering op aanvraag mogelijk
Can be supplied upon request



Stützrahmen
Echelle
Stellingkader
Frame

Fachbodenträger
Support pour tablettes
Legbordhaakje
Shelf clip

Schraube
Boulon
Bout
Bolt
M4x16

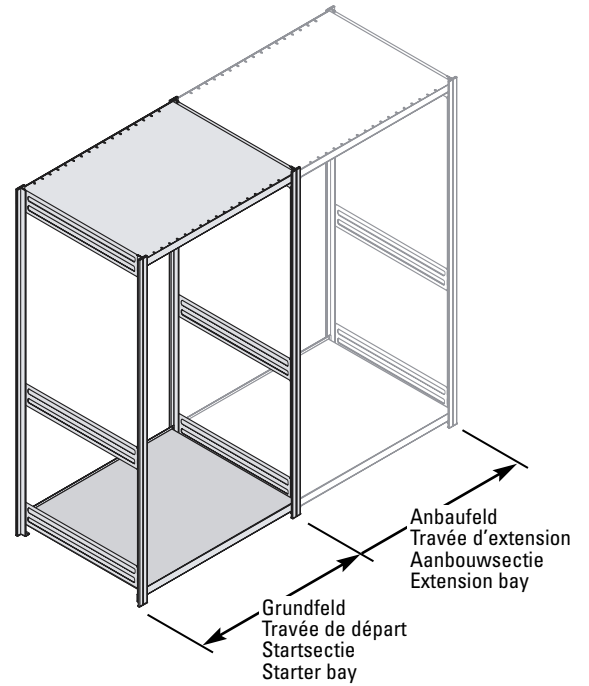
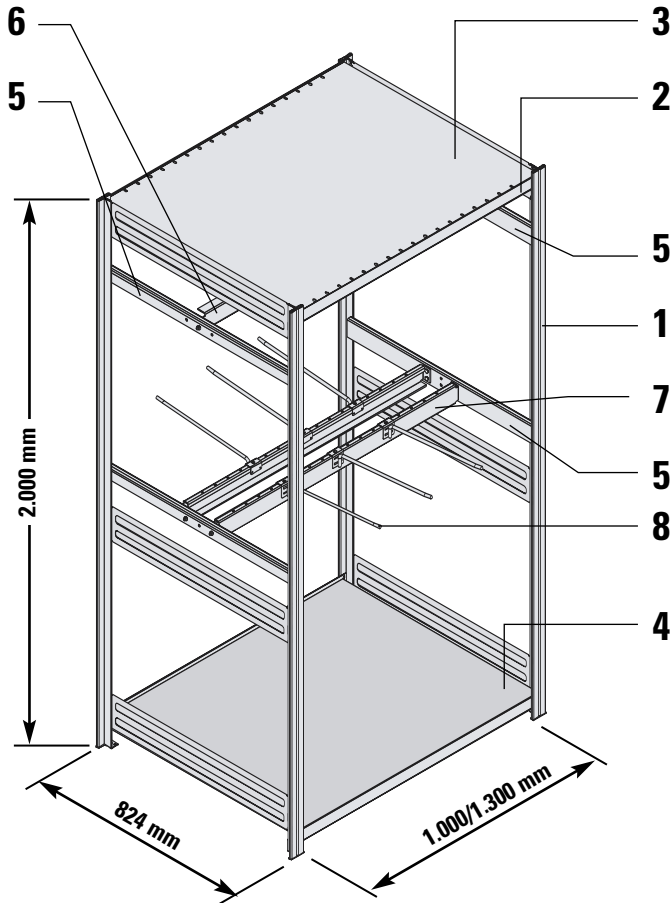
Zahnleiste
Rail à dents
Kamhouder
Comb holder

Halter
Rail de support
Drager
Support rail

Mutter
Ecrou
Moer
Nut
M4

4.

Beidseitige Einlagerung
Stockage double face
Dubbelzijdige opslag
Double-sided storage



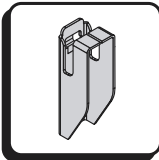
Seite
Page
Pagina
Page

1	Stützrahmen Echelle Stellingkader Frame	6-7
2	Aussteifungstraverse Longeron Stabilitéitsligger Stiffening beam	8
3	Stahlfachboden Tablette métallique Metalen legbord Steel sheet shelf	9
4	Spanplatte Panneau d'aggloméré Houtvezelvloer Chipboard panel	9



Seite
Page
Pagina
Page

5	Halter mittig Rail de support pour lisses centrales Drager voor centrale liggers Support rail for central beams	16
6	Anschlagleiste Butée arrière Eindaanslag Back stop	17
7	Traverse mitte Lisse centrale Centrale ligger Central beam	17
8	Aufsteckhalter Séparateur Verdeelstang Divider bar	17

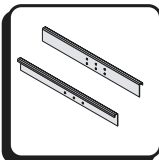
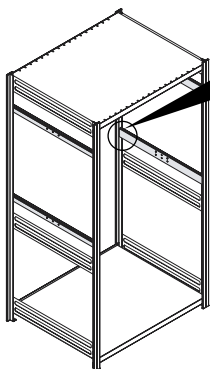
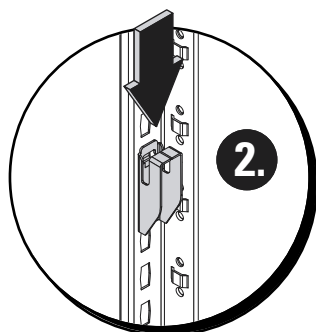
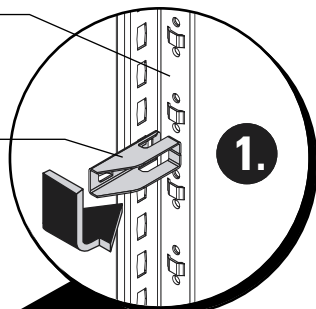


Fachbodenträger
Support pour tablettes
Legbordhaakje
Shelf clip



Stützrahmen
 Echelle
 Stellingkader
 Frame

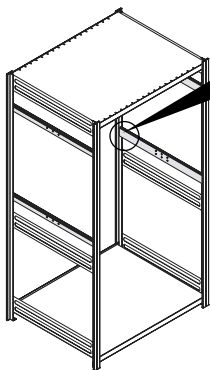
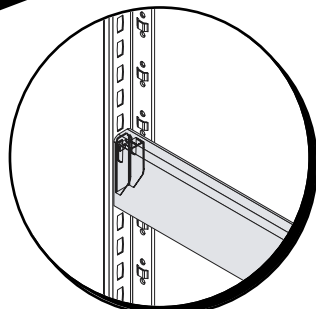
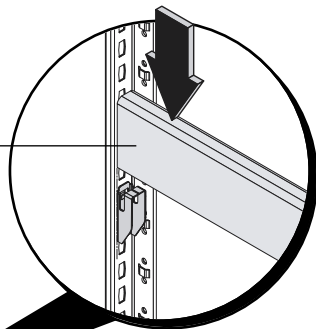
Fachbodenträger
 Support pour tablettes
 Legbordhaakje
 Shelf clip
Type SFT1



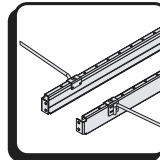
Halter Traverse mittig
Rail de support pour lisses
centrales
Drager voor centrale liggers
Support rail for central beams



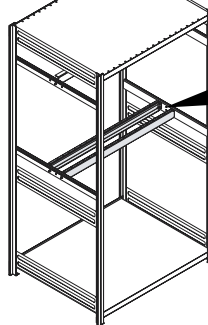
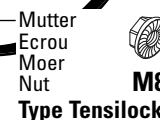
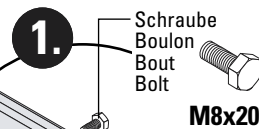
Halter Traverse mittig
 Rail de support pour
 lisses centrales
 Drager voor centrale
 liggers
 Support rail for
 central beams



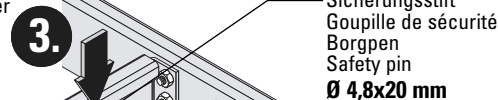
Traverse mittig
Lisse centrale
Centrale ligger
Central beam



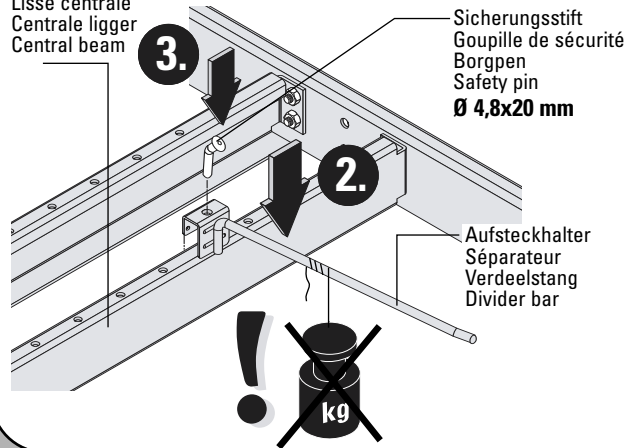
Halter Traverse mittig
 Rail de support pour lisses
 centrales
 Drager voor centrale liggers
 Support rail for central beams



Traverse mittig
 Lisse centrale
 Centrale ligger
 Central beam



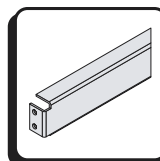
Sicherungsstift
 Goupille de sécurité
 Borgpen
 Safety pin
 Ø 4,8x20 mm



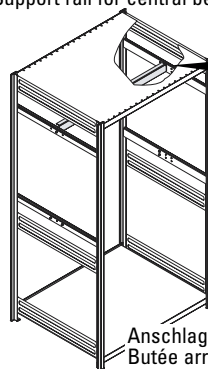
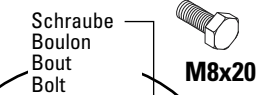
Aufsteckhalter
 Séparateur
 Verdeelstang
 Divider bar




Anschlagleiste
Butée arrière
Eindaanslag
Back stop



Halter Traverse mittig
 Rail de support pour lisses
 centrales
 Drager voor centrale liggers
 Support rail for central beams



Anschlagleiste
 Butée arrière
 Eindaanslag
 Back stop





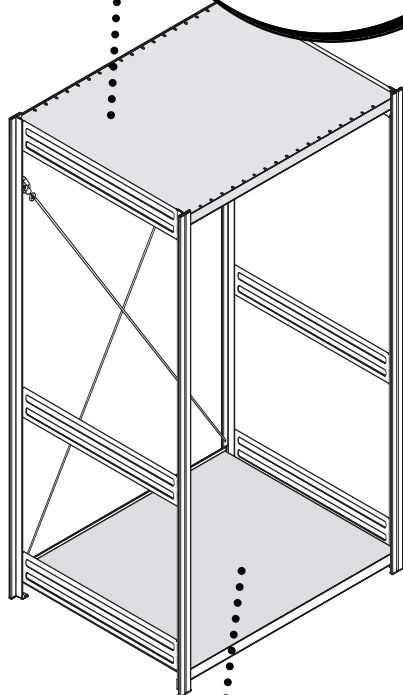
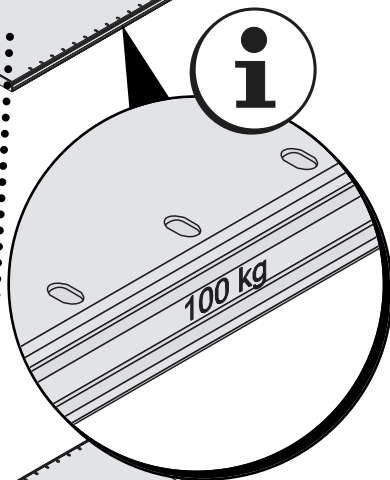
Belastungen
Capacité de charge
Draagvermogen
Load capacity



40 mm

Stahlfachboden
 Tablette métallique
 Metalen legbord
 Steel sheet shelf

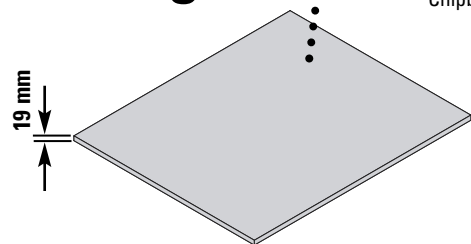
max.
100 kg
200 kg



max.
100 kg

Spanplatte
 Panneau d'aggloméré
 Houtvezelvloer
 Chipboard panel

19 mm



Belastungen
Capacité de charge
Draagvermogen
Load capacity



Belastungsaufkleber
Autocollant indiquant la charge admissible
Belastingselfklever
Load capacity label


	B1537	Installation 2002	DIN EN ISO 9001	
Q:				Qmax:
		kg		kg

Vom Betreiber bauseits einzutragen

A entrer par le responsable de l'installation

Door de gebruiker van de installatie in te vullen

To be filled in by the user of the installation



! Gleichmäßig verteilte Last!
! Charges uniformément réparties!
! Gelijkmatic verdeelde belasting!
! Evenly distributed loads!